

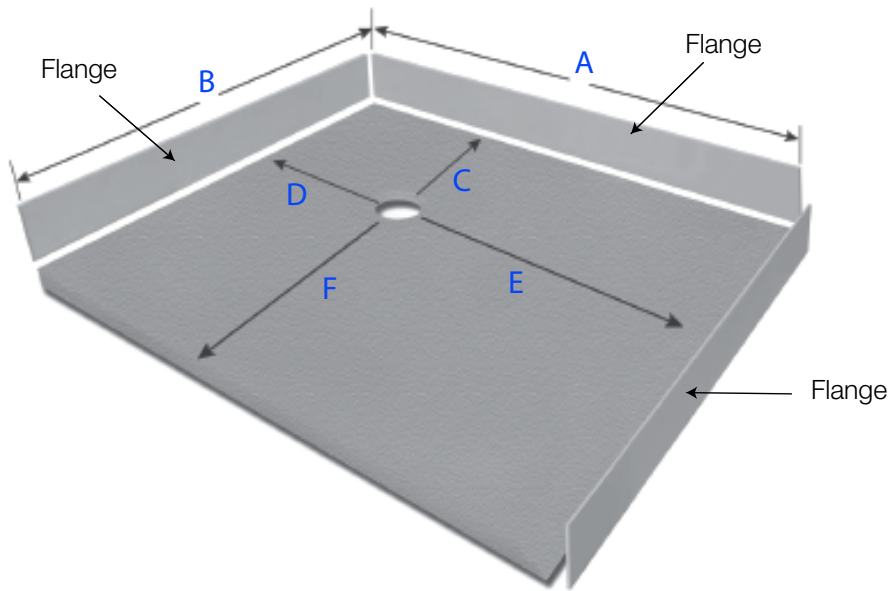
# SB-CUSTOM-ADA-LC

inches

## ADA COMPLIANT CUSTOM SHOWER BASE IMI LITECAST™

\* Also available in IMI ProCast™

Note: Base dimensions may vary +/- 1/4"



Material to be stacked on pallets.

### COLOR & TRIM OPTIONS

Standard Color	Code
White	SW

Optional Color	Code
Cream	SC
Ivory	SI
Warm White	WW

Additional custom colors available.



Cast Marble Solutions

### FEATURES

- 1 1/2" H Front Threshold
- Fiberglass flange attached at factory
- Solid one-piece construction
- Pre-leveled, rests on subfloor
- Mold and mildew resistant
- Bacteria resistant
- "Grout-free" and non-porous
- Stain resistant and easy to clean
- Water proof and leak proof

### STANDARDS AND RATINGS

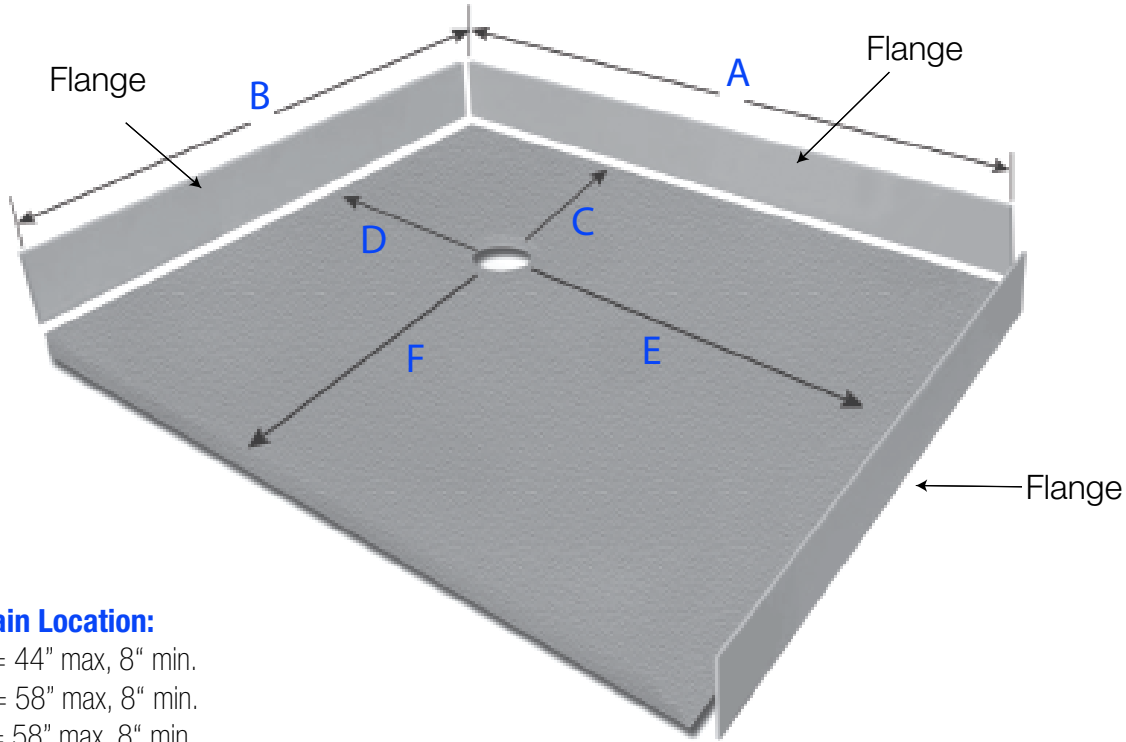
- Typical CSI Code: 22 42 23 (Div 22)
- ANSI-B
- ASTM (Fire Rating)
- DCOF Coefficient Rating: 0.42 or greater
- MAS Certified Green

Code compliant when fully equipped and installed according to guidelines.



# SB-CUSTOM-ADA-LC

CUSTOM ADA SHOWER BASE  
IMI LITECAST™



**Drain Location:**

- C** = 44" max, 8" min.
- D** = 58" max, 8" min.
- E** = 58" max, 8" min.
- F** = 44" max, 8" min.



**FEATURES** Dimensional Tolerance  $\pm 1/4"$ . Dimensions needed for site preparation should be measured from the unit. American Bath Group assumes no responsibility for preparatory work.

Type and Model #	Material	Shower Base	Pieces
Shower Base #SB-CUSTOM-ADA-LC	Cast Marble	Anti-Slip/Textured Finish	1

**DIMENSIONS**

Specifications	inches
Shower Base Depth (B):	88 max
Shower Base Width (A):	116 max
Curb Height:	1 1/2

**SUGGESTED DRAINS**

Image	Description
	Solvent Weld type fitting similar to Oatey Part No. 42097
	Compression type "No-Caulk" fitting similar to Oatey Part No. 42099

Rev. 09.17.21