



3" X 12" HERRINGBONE TILE PATTERN WALL SURROUND FOR STANDARD AND ADA TUBS AND ROLL-IN SHOWER CAST MARBLE



SPECIFICATIONS

- Description: Multi-Piece Sealed Surface Panel System
 Standard: ProCast
 Color: SW7005 (IM:WW1127)
 Finish: Gloss
- All panels are made oversized and must be cut to fit on site.
 - Uses include, but are not limited to tub and shower surrounds
 - Accessory and color options are available

DIMENSIONS

- Panel Sizes:
- 31W x 96H
 - 36W x 96H
 - 60W x 96H
 - 62W x 96H

NOTES

- Panels MUST extend to the ceiling for tubs and showers. Drawing shows maximum panel dimensions.
- Panels received may be oversized. Trimming to fit site dimensions is necessary. Always trim end panels on the inside, where they meet the back wall. Note: Trimming back and side panels on the inside will cause grout lines to not match up in the corners. Exaggerate off-set grout lines in the corner for design intent.
- Winglts with standoffs to be used only when blocking unavailable, otherwise, use truss head screws and standoffs with blocking for SS-05 installation to ensure adequate stability. Blocking for accessory ledge and footrest required.
- Extremely sanitary, impervious to mold, mildew and bacteria. Panels have appearance of grout without sanitary and moisture issues associated with grout.
- ProCast - Class A fire rated per ATSM e84: Fire rated material.
- Shower Head and Water Controls must be centered in panels.

FEATURES

- Individual 'tile' size: 3" x 12"
- Up to 96" max height
- Back wall: 62" max width
- Side walls: Up to 36" max width
- Nominal thickness: 5/16 (+/- 1/16 variance)
- 1/4" simulated sanded grout lines
- Solid white gloss finish
- Minimum order quantities apply
- 10-year limited warranty

OPTIONAL ACCESSORIES

- 2" x up to 120" x 3/4" trim strips
- Soap dishes
- Shampoo shelves
- Foot rests
- Additional accessories available upon request (minimum quantities apply).

STANDARDS AND RATINGS

- Typical CSI Code: 06 61 13 (Div 06)
- ANSI
- ASTM (Fire Rated)
- MAS Certified Green

Code compliant when fully equipped and installed according to guidelines.

*See terms and conditions for details.

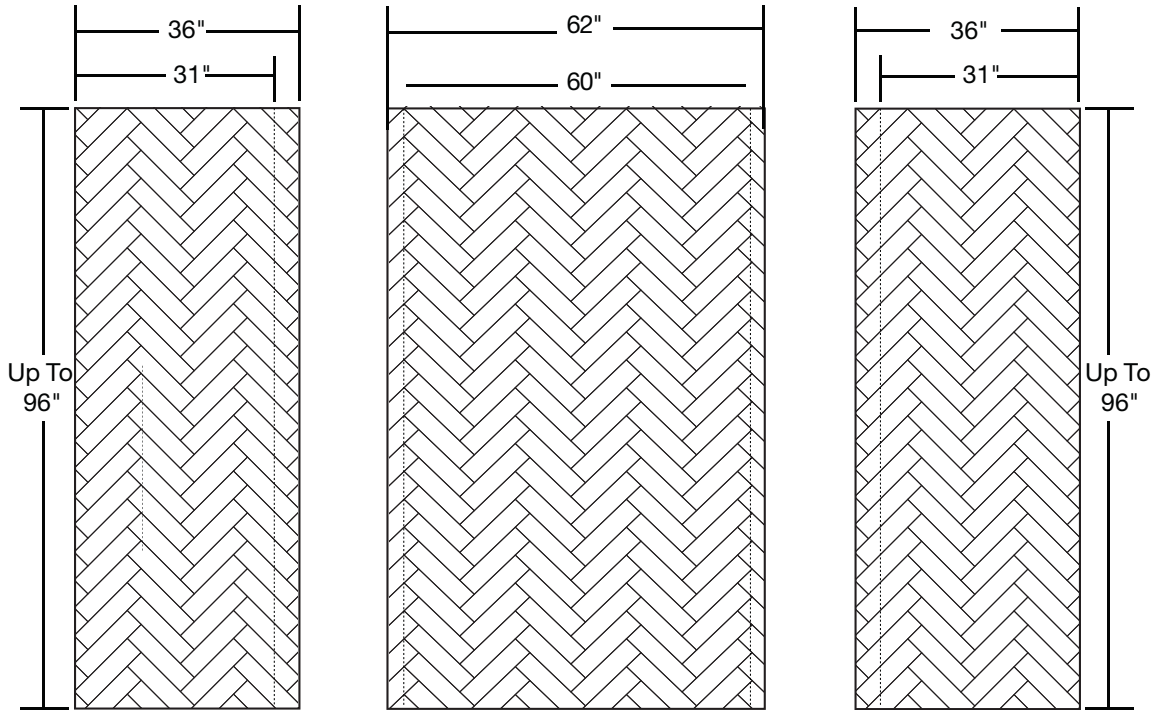


Cast Marble Solutions



WS-ST-SU-HB3x12

3" X 12" HERRINGBONE TILE PATTERN WALL SURROUND
FOR STANDARD AND ADA TUBS
CAST MARBLE



FEATURES Dimensional Tolerance $\pm \frac{1}{8}$ ". Dimensions needed for site preparation should be measured from the unit. American Bath Group assumes no responsibility for preparatory work.

Type and Model #	Material	Wall Finish	Pieces
Wall Surround #WS-ST-SU-HB3x12	Cast Marble	3" x 12" Herringbone Tile Pattern	3

DIMENSIONS

Specifications	inches
Width:	Up to 62
Depth:	Up to 36
Height:	Up to 96
Tile Pattern	3" x 12" Herringbone

Rev. 10.12.20