



INTERNATIONAL MARBLE INDUSTRIES, INC.

Hospitality



Version 21.0

Cast Marble Solutions for Baths, Shower and More!

Senior Living



- Tub Surrounds
- Shower Surrounds
- Shower Bases
- Window Sills
- Accessories
...and much more!

Multi-Family Housing




Resorts



Healthcare



Military Housing



Higher Education





Recent Projects

Cultured Marble Products We Supply:

- Tub and Shower Surrounds
- Shower Bases - both Standard and Custom Sizes and Shapes
- Vanity Tops - both Standard and Custom Sizes and Shapes
- Window Sills and Cultured Marble Accessories

Hospitality	# Units	Type
Alligator Bayou, Orlando, FL	1000	TS
Best Western, Oakwood, GA	100	TS
Carribean Resort, Orlando, FL	1780	TS, SS, A
Cypress Bayou Casino Hotel, LA	92	SB, SS
Cobb Galleria Inn, Smyrna, GA	139	TS, SS
Courtyard, Columbus, OH	Multi	TS, SS
Courtyard, Oxford, MS	124	TS, SS, A
Courtyard, San Francisco, CA	187	TS, SS, A
Crowne Plaza, Orlando, FL	245	TS, SS
Dunes Manor, Ocean City, MD	100	TS
Fairfield Inn, Albany, NY	99	TS, SS
Fairfield Inn, Alcoa, TN	89	TS, SS
Fairfield Inn, Gastonia, NC	90	TS, SS, A
Fairfield Inn, Greenville, SC	94	TS, SS, A
Fairfield Inn, Chincoteague, VA	92	TS, SS
Fairfield Inn, Lynchburg, VA	129	TS, SS, A
FairField Inn and Suites, Alcoa, TN	82	TS, SS,
FairField Inn and Suites, Altmore, AL	83	TS, SS, A
FairField Inn and Suites, Austin, TX	134	TS, SS, A
Four Seasons, Denver, CO	125	O
French Quarters, Orlando, FL	1000	TS
Grand Hyatt, Hyderabad, India	100	O
Hampton Inn, Baltimore MD	135	TS, SS
Hampton Inn, Cortez, CO	74	TS, SS, A
Hampton Inn, Hixton, TN	59	TS, SS, A
Hampton Inn, Johnson City, NY	71	TS
Hampton Inn, Uniontown, PA	86	TS, SS, A
Hilton Garden Inn, Arlington, TX	138	TS, SS
Hilton Garden Inn, Baltimore, MD	145	TS, SS
Hilton Garden Inn, Golden, CO	101	TS, SS, A
Holiday Inn Express, Salem, OH	71	TS, SS, A
Holiday Inn Express, Lexington, KY	82	TS, SS, A
Holiday Inn Express, Alexandria, VA	120	TS
Indigo Hotel, New Orleans, LA	132	TS, WS
La Quinta, Monohans, TX	78	TS, SS, A
Magnolia Bend, Orlando, FL	1000	TS
Residence Inn, Austin, TX	95	TS, SS, A
Residence Inn, Lake Charles, LA	72	TS, SS, A
Residence Inn, San Antonio, TX	112	TS, SS

IMI's Industry Focus for Renovation and New Construction Projects:

- Hospitality
- Student Housing
- Multi-Family
- Senior Living
- Resorts
- Military Housing

Hospitality Continued	# Units	Type
Sheraton Denver, CO	120	TS
Sheraton Four Points, LAX	220	TS
Sheraton Orlando, FL	500	TS
Spring Hill Suites, Austin, TX	152	TS, SS, A
Spring Hill Suites, Houston, TX	187	SB, SS, A
Spring Hill Suites, San Antonio, TX	116	TS, SS, A
Vista Hotel, Orlando, FL	242	TS, SS, A
Westin, Orlando, FL	245	SB, SS, A

Student Housing	# Units	Type
Athens, GA	550	VT
Auburn, AL	808	VT
Corpus Christie, TX	653	VT
Harrisburg, VA	307	VT
Statesboro, GA	135	VT
Radford University, Radford, VA	100	SB, SS, VT
University of Oklahoma, Rochester, MI	255	VT

Multi Family	# Units	Type
Alden Ridge, Clarkeston, GA	576	TS
Central Methodist Gardens, Atlanta, GA	240	VT
Oakland Apartments, Jacksonville FL	66	TS, WS
Palmilla Apartments, Charleston, SC	75	TX, A
The Commons at Imperial	75	VT
The Village at Lake Park, Smyrna, GA	1700	TS
Wertland II Apartments, Atlanta, GA	128	VT

Senior Living	# Units	Type
East Cobb Retirement Center, Marietta, GA	90	VT
Retirement Community, Fort Wayne, IN	90	SB, SS
SW Austin Assisted Living, Austin, TX	89	VT
Windermere Assisted Living, Cumming, GA	192	TS, SS, A
Windsor House Asst Living, Evans GA	25	SB

Legend:

- TS = Tub Surrounds
- SB = Shower Bases
- SS = Shower Surrounds
- O = Other
- VT = Vanity Tops
- WS = Window Sills
- A = Accessories

Typical CSI Codes: 06 61 13 (Div 06), 22 42 23 (Div 22), 10 28 16 (Div 10), and 10 28 19 (Div 10)

Our products comply with one or more of the following: IAPMO, ANSI, HUD, NAHB, NHQ.

Revised: 2020.03.18
© 2020 Copyright IMI Intl. Marble Industries, Inc.





Our Story

In 1983, Dirk De Vuyst relocated from Belgium to New York City to establish an office and distribution center for a large textile manufacturer in Belgium. He arrived at JFK airport with a credit card, 2 suit cases and a mission: go sell textiles in the USA! His efforts ultimately translated into a multimillion dollar investment by the Belgian company to build a spinning mill and weaving facility in South Carolina.

In 1989, Dirk became the CEO of a carpet and rug plant in Georgia. Leading a team of 250, he operated a full continuous extrusion and weaving plant, honed his leadership skills and his love for manufacturing.

In 1995, Dirk bought the assets of Intl Marble Industries, Inc. (IMI) in Woodstock, GA, refocused its operations on servicing only the Atlanta Homebuilder better. IMI introduced a "guaranteed 5-day install" to the Atlanta market. Soon the contractors began to take notice. In 1998, the company moved into a brand new 30,000 sq. ft facility on 5 acres in Bell Industrial Business Park.

By 2006, Atlanta homebuilders built 60,000 homes a year and IMI, with its 125 team members, would manufacture and install its cultured marble products for 18,000 of the 60,000 homes built per year!

During the Great Recession, IMI's management re-focused its resources on manufacturing shower bases and tub/shower surrounds for Hospitality, Multi-Family and Student Housing. IMI also worked on brand approval with all major flags. In 2011, the company set up its own supply line of shower glass enclosures in China offering all popular styles to the hotel

By 2010, IMI expanded its Woodstock, GA plant to 50,000 sq. ft. in 2018, it added a 30,000 ft distribution center in Canton, Ga, a few miles North of the plant

The IMI plant is an EPA Certified manufacturing facility. IMI key staff and plant managers are CCT-CP certified (Certified Composites Technician – Cast Polymer). IMI manufactures "MasterCast" cultured marble products using the latest in full, continuous automatic casting technology guaranteeing the most consistent product quality and value available.

Lead-times are critical to our customers and IMI's team works hard to ensure that our clients receive their order on their schedule, not ours. Delivering quality cast marble surrounds and shower bases on YOUR schedule is our top priority.



Our Manufacturing Facility



Our Distribution Center

Revised: 2020.03.18

© 2020 Copyright IMI Intl. Marble Industries, Inc.





Cast Marble Solutions for Tubs and Showers

IMI Facts

Dirk De Vuyst and Team IMI are proud to present our latest Spring 2015 Product Catalog. This new addition covers our largest collection ever of Cast Marble Solutions!

Since 1990 IMI continues to manufacture Cast Marble Solutions in its facility located in Woodstock, GA. IMI produces, packages and ships our cast marble products across the USA, Canada, South America, Europe and the Middle East.

IMI is focused on its core markets, and thoughtful in its business strategy. None of it would be possible without the unrelenting **commitment from our team**, the continued **support of our suppliers**, and most of all the **trust of our customers**.

IMI wishes you the best of success! We also look forward to meeting your needs during any phase of your project.

IMI Products:

- Cast Marble Products
 - Tub and Shower Surrounds
 - Shower Bases
 - Window Sills
 - Accessories
- Glass Shower Enclosures

IMI Industry Focus:

- Hospitality
- Student Housing
- Multi-Family
- Senior Living
- Military Housing
- Healthcare
- Resorts



Revised: 2020.03.18

© 2020 Copyright IMI Intl. Marble Industries, Inc.





IMI's 4 Promises

SHORT LEAD TIMES

IMI prides itself on having the shortest lead times in the industry. We can make your product within 8 weeks or less. We hold local inventory of the most popular styles of our **glass shower enclosures**, as well as our **solid surface shower bases**, which allows us to meet quick renovation timelines.

COST EFFICIENT

IMI's price point is the most competitive in the industry. With our proprietary filler dust, we have a more durable and flexible product, which limits your needs for replacement product, and increases efficiency in installation.

High Quality Product Mix + Economical Pricing = COST EFFICIENT or VALUE

LARGE/FAST DELIVERIES

IMI delivers its products anywhere in the Continental US, North America, the Caribbean, and Canada. We manufacture in truckloads, and can produce a few hotels a day out of our plant in Woodstock, GA.

MADE IN THE USA

IMI's **cast marble products** are made in the USA. We use only the best raw materials, and latest in automated casting technology. Our proprietary mix of filler improves durability and flexibility, which is a real plus for installers and owners.





What is Cultured Marble?

Cultured Marble is a precise blend of polyester resin, catalyst, material fillers and pigments that is thoroughly mixed and placed into open molds that have been coated with a clear gel coat. The gel coat is specially formulated to produce a tough, durable, transparent surface resistant to in service wear. IMI manufactures a unique range of colors, patterns, and veining.

The chemical reaction initiated by the catalyst causes the resin to polymerize and harden, bonding the entire matrix together in a hard, strong mass. After several hours of chemical curing, IMI products are removed from the molds and trimmed, ground, polished and inspected for quality control. IMI products are then ready for shipment and/or installation.

Cultured Marble is a manufactured product, and like natural marble, granite, etc., varies in shade and color. Other products such as carpet, wallpaper, and vinyl tile vary each time they are manufactured. Manufacturers refer to each "run" as a "dye lot."

The Advantages of Cultured Marble

- **Beauty** - Elegant, luxurious appearance.
- **Durability** - High strength, resistant to denting, chipping, abrasion and staining (with normal use and proper maintenance).
- **Lower Cost** - The casting process enables the manufacturer to produce cultured marble substantially lower than quarried marble.
- **Water and Mildew Resistant** - Silicone is used to seal the seams, and it is much less likely to leak or mildew than ceramic tile installations that use porous grout.

What Cultured Marble Products are Manufactured By IMI?

1. Shower Bases (Standard and Custom)
2. Tub Surrounds
3. Shower Surrounds
4. Window Sills
5. Accessories (Soap Dishes, Foot Rests, Trim, etc.)

Care and Maintenance of Cultured Marble

Because of the hard gel-coat surface and non-porous surfaces, it resists staining. Care is very simple. Routine cleaning with a soft sponge or cloth or non-abrasive aerosol foam cleaner is all that is normally needed to give many years of trouble-free service. Harsh abrasive cleaners are not required nor recommended.





Routine Cleaning and Maintenance Instructions for IMI Cast Marble Products

IMI Cast Marble products are hand crafted and custom made for your project needs. Cast Marble is easy to care for once installed. Cast Marble is a sealed non porous surface which makes cleaning and maintenance a breeze just using a soft cloth or paper towel along with a non-abrasive cleaner. Routine cleaning will give many years of lust and trouble free service to your Cast Marble.

DAILY CLEANING:

For daily cleaning use a non-abrasive cleaner like soapy water, Windex®, Foam Cleaner or the Magic Eraser®.

Water Marks: Easy by wiping the surface with a damp cloth and then towel dry.

ROUTINE MAINTENANCE:

Matte Surface: On occasion rub surface with a Scotch Brite™ pad and clean using the Daily Cleaning method.

Gloss Surface: On occasion buff with a polishing compound or automotive polishing compound.

Textured Surface: Use the Daily Cleaning method on occasion.

MINOR CUTS and SCRATCHES:

Matte and Textured Surfaces: Sand damaged area with 400 grit sandpaper, and using the routine maintenance method to complete the finish.

Gloss Surface: Sand the area with a random orbit sander beginning with 400 grit sandpaper to remove minor cuts and scratches. On occasion buff with a polishing compound or automotive polishing compound.

Magic Eraser® is a registered trademark of Procter & Gamble.

Windex® is a registered trademark of 3M.

Scotch-Brite is a trademark of 3M.





AT IMI WE TAKE CRATING SERIOUSLY!

We start with pre built components designed around an engineered crate supplied to us by a multi-billion dollar crate and pallet manufacturer.

Then we put the components together to assure maximum strength for transportation to promote damage free delivery of your products.



Final results: safely strapped onto a flatbed for delivery to the job site.



Trust us: paying for the extra crating cost will keep your job on schedule (no waiting for replacement materials) and your costs in check (minimize the extra freight)

Thank you for considering IMI to be part of another successful project!





Typical Delivery Methods

Full Truckload Flatbed Trailer or 53' Van

After IMI has produced your order and it is ready for shipment, unless otherwise specified, the material will be placed and shipped via a dedicated flatbed trailer or a 53' van. The order then ships FOB Woodstock, GA direct to the designated location.

A flatbed trailer is typically utilized for large Wall Surround orders while a 53' van is necessary for large Shower Base orders. For larger flatbed trailer deliveries, a forklift with a minimum lift capacity of 5000 lbs and forks at least 72" in length is required. A forklift as well as a pallet jack will be necessary for materials delivered in a 53' van.

Specifications 53' Closed Trailer:


- Inside Length 52' 3"
- Door Width 8' 2"
- Door Height 8' 7"
- Inside Width 8' 2"
- Inside Height 9'
- Max Weight 44K lbs



Ex: 53' Van



LTL Carrier



Ex: Typical flatbed trailer

Contact name and phone number is required at the job site prior to shipping.

Note: If liftgate is needed or appointment is required, additional rates and transit days may apply.

Less Than Truckload (LTL) LTL Carrier

After IMI has produced your order and it is ready for shipment, it will ship LTL (Less than a truckload).

As a rule, these shipments are sent in a 53' Van and will be stopped, unloaded and reloaded at several terminals before it arrives at the designated location. The typical transit time is 2-4 business days. While shipping LTL doesn't cost as much as shipping partial, there is a greater opportunity for damage to the product while en route. IMI will crate and package to ensure the safest delivery.

Rates for an LTL shipments are based on the origin and destination, weight and the product being shipped. Removing the product will require a pallet jack and a forklift with a minimum lift capacity of 5000 lbs. and forks at least 72" in length.





Mission Statement:

We create a positive customer experience by embracing our commitment to technical service and support and providing innovative bathroom solutions.

Technical Data - Cast Marble Products

IAPMO/ANSI Z124.1.2-2012

Section	Standard	Test	Result
Surface Finish	Free from defects	ANSI Z124	All Items Comply
Surface Examination	Free from cracks, chipped areas or blisters	ANSI Z124	All Items Comply
Subsurface	No voids	ANSI Z124	All Items Comply
Waste Fitting Conn.	No cracks	ANSI Z124	All Items Comply
Point Impact Load	No cracks or chips	ANSI Z124	All Items Comply
Structural Integrity	No cracks	ANSI Z124	All Items Comply
Colorfastness	Avg. color difference of text material <2 Delta E	ANSI Z124	All Items Comply
Stain Resistance	Complies	ANSI Z124	All Items Comply
Cleanability and Wear	Complies	ANSI Z124	All Items Comply
Ignitability	Ceased to burn after 30 sec; 1" flame from torch	ANSI Z124	All Items Comply
Cigarette	No ignition, easily repairable damage	ANSI Z124	All Items Comply
Chemical Resistance	Unaffected	ANSI Z124	All Items Comply
Thermal Shock Resistance	No cracking, blistering, spalling, or delamination	ANSI Z124	All Items Comply
Water Resistance	No cracking, blistering, spalling, or delamination	ANSI Z124	All Items Comply
Radii-Load	No cracks	ANSI Z124	Pans and Surrounds
Openings and Drainage	Drain at lowest point and drained to waste outlet	ANSI Z124	Pans and Tops with Sinks
Flanges	Minimum 1.0" above threshold	ANSI Z124	Pans Only
Slope to Waste Outlet	Min of 1% and max of 4% to waste outlet	ANSI Z124	Pans Only
Warpage Tolerance	Total warpage of any linear dimension <16mm	ANSI Z124	Pans Only
Thresholds	At least 2" above top of waste outlet	ANSI Z124	Pans Only, ADA & Custom Pans N/A
Flame Spread Index	Meets Class A (Type I) requirements of 0-25	ASTM E84	IMI ProCast
Smoke Developed Index	Meets Class A (Type I) requirements of 0-450	ASTM E84	IMI ProCast

Typical CSI Codes: 06 61 13 (Div 06), 22 42 23 (Div 22), 10 28 16 (Div 10)

Revised: 2020.03.18

© 2020 Copyright IMI Intl. Marble Industries, Inc.




WS-CS-CH3x8

inches

3" X 8" CHEVRON TUB/SHOWER SURROUNDS CAST MARBLE

Exterior Dimensions:



FEATURES

- Side walls: 36W x up to 96H
- Back walls: up to 60W x up to 96H
- Nominal thickness: $\frac{5}{16}$ (+/- $\frac{1}{16}$ variance)
- Gloss finish
- Minimum order quantities apply
- 10-year limited warranty

OPTIONAL ACCESSORIES

- Accessory shelf ledge
- Non-slip foot rest
- Soap dish

STANDARDS AND RATINGS

- Typical CSI Code: 06 61 13 (Div 06)
- ANSI
- ASTM (Fire Rating)
- MAS Certified Green

Code compliant when fully equipped and installed according to guidelines.

*See terms and conditions for details.

KIT INCLUDES

- 2 side panels
- 1 back panel

Material to be stacked on pallets.

COLOR & TRIM OPTIONS

Standard Color	Code
White	SW

Optional Color	Code
Cream	SC
Ivory	SI
Warm White	WW

Additional custom colors available.

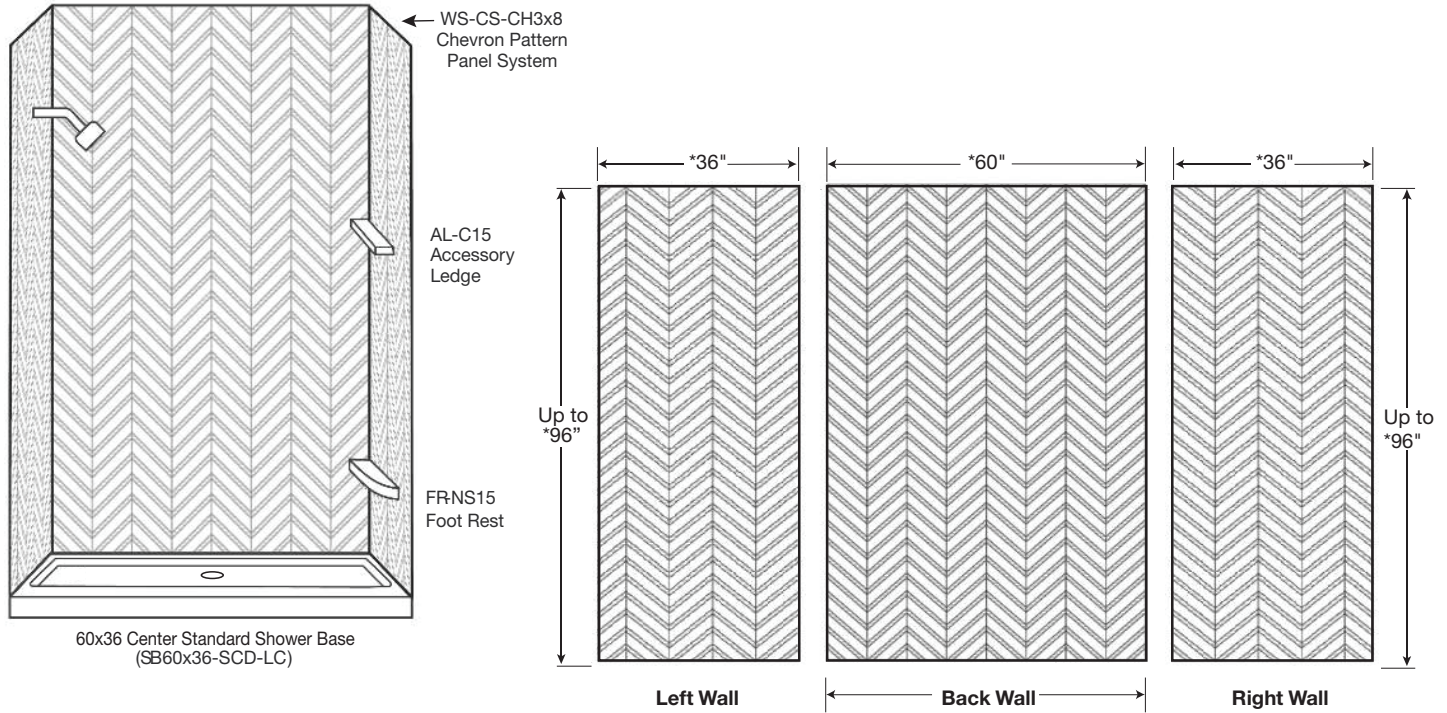


Cast Marble Solutions



WS-CS-CH3x8

3" X 8" CHEVRON TUB/SHOWER SURROUNDS CAST MARBLE



Note to installer:

1. Grout lines in the corners WILL NOT LINE UP. You will need to exaggerate the offset grout lines in the corner for design intent.
2. Caulking color to match the surrounding color.

*Trim to fit site dimensions. Panels received will be oversized.
 ** See project drawing for accessory ledge, foot rest & soap dish locations.

FEATURES Dimensional Tolerance $\pm 1/8"$. Dimensions needed for site preparation should be measured from the unit. American Bath Group assumes no responsibility for preparatory work.

Type and Model #	Material	Wall Finish	Pieces
Wall Surround #WS-CS-CH3x8	Cast Marble	3 x 8 Chevron Wall Pattern	3

DIMENSIONS


Specifications	inches
Side Wall Width:	36
Back Wall Width:	60
Height:	Up to 96
Tile Pattern	3 x 8 Chevron

Rev. 09.25.20

WS-CS-CH4x15

inches

4" X 15" CHEVRON WALL SURROUND
CAST MARBLE



FEATURES

- Side walls: 32W or 37" x 98H
- Back walls: up to 64W x 98H
- Nominal thickness: $\frac{5}{16}$
(+/- $\frac{1}{16}$ variance)
- Matte finish
- Minimum order quantities apply

OPTIONAL ACCESSORIES

- Accessory shelf ledge
- Non-slip foot rest
- Soap dish

STANDARDS AND RATINGS

- Typical CSI Code: 06 61 13 (Div 06)
- ANSI
- ASTM (Fire Rating)
- MAS Certified Green

Code compliant when fully equipped and installed according to guidelines.

*See terms and conditions for details.

KIT INCLUDES

- 2 side panels
- 1 back panel

Material to be stacked on pallets.

COLOR & TRIM OPTIONS

Standard Color	Code
White	SW

Optional Color	Code
Cream	SC
Ivory	SI
Warm White	WW

Additional custom colors available.

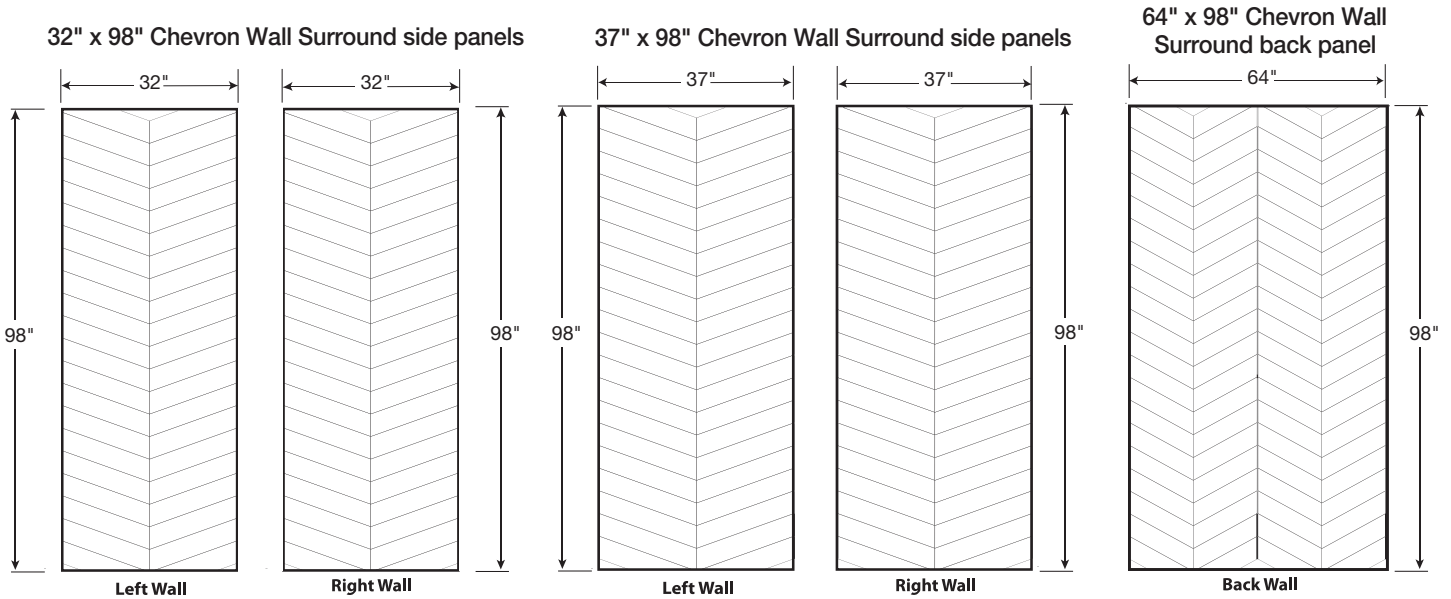


Cast Marble Solutions



WS-CS-CH4x15

4" X 15" CHEVRON TUB/SHOWER SURROUNDS CAST MARBLE



Note to installer:

1. Grout lines in the corners WILL NOT LINE UP. You will need to exaggerate the offset grout lines in the corner for design intent.
2. Caulking color to match the surrounding color.

*Trim to fit site dimensions. Panels received will be oversized.

** See project drawing for accessory ledge, foot rest & soap dish locations.

FEATURES Dimensional Tolerance $\pm \frac{1}{8}$ ". Dimensions needed for site preparation should be measured from the unit. American Bath Group assumes no responsibility for preparatory work.

Type and Model #	Material	Wall Finish	Pieces
Wall Surround #WS-CS-CH4x15	Cast Marble	4 x 15 Chevron Wall Pattern	3

DIMENSIONS

Specifications	inches
Side Wall Width:	32 or 37
Back Wall Width:	64
Height:	98
Tile Pattern	4 x 15 Chevron

Rev. 09.25.20

WS-CS-C04x15

inches

4" X 15" CONFETTI WALL SURROUND
CAST MARBLE



KIT INCLUDES

- 2 side panels
- 1 back panel

Material to be stacked on pallets.

COLOR & TRIM OPTIONS

Standard Color	Code
White	SW

Optional Color	Code
Cream	SC
Ivory	SI
Warm White	WW

Additional custom colors available.

FEATURES

- Individual 'brick' size: 4" x 15"
- Up to 96" max height
- Back wall: up to 59 1/2" max width
- Side walls: up to 36" max width
- Nominal thickness: 5/16
(+/- 1/16 variance)
- Gloss finish
- Minimum order quantities apply

OPTIONAL ACCESSORIES

- 2 1/4" x up to 120" x 3/4" trim strips
- Soap dishes
- Shampoo shelves
- Foot rests
- Additional accessories available upon request (minimum quantities apply).

STANDARDS AND RATINGS

- Typical CSI Code: 06 61 13 (Div 06)
- ANSI
- ASTM (Fire Rating)
- MAS Certified Green

Code compliant when fully equipped and installed according to guidelines.

*See terms and conditions for details.




Cast Marble Solutions



WS-CS-C04x15

4" X 15" CONFETTI WALL SURROUND
CAST MARBLE



FEATURES Dimensional Tolerance $\pm \frac{1}{8}$ ". Dimensions needed for site preparation should be measured from the unit. American Bath Group assumes no responsibility for preparatory work.

Type and Model #	Material	Wall Finish	Pieces
Wall Surround #WS-CS-C04x15	Cast Marble	Confetti Wall Pattern	3

DIMENSIONS


Specifications	inches
Side Wall Width:	Up to 36
Back Wall Width:	Up to 59 ½
Height:	Up to 96
Tile Pattern	Confetti

Rev. 09.25.20

WS-CS-HC6x24

inches

6" X 24" HORIZONTAL CONTEMPORARY WALL SURROUND CAST MARBLE



KIT INCLUDES

- 2 side panels
- 1 back panel

Material to be stacked on pallets.

COLOR & TRIM OPTIONS

Standard Color	Code
White	SW

Optional Color	Code
Cream	SC
Ivory	SI
Warm White	WW

Additional custom colors available.

FEATURES

- Individual 'brick' size: 6" x 24"
- Up to 98" max height
- Back wall: up to 60" max width
- Side walls: up to 36" max width
- Nominal thickness: $\frac{5}{16}$
(+/- $\frac{1}{16}$ variance)
- Gloss finish
- Minimum order quantities apply

OPTIONAL ACCESSORIES

- 2 $\frac{1}{4}$ " x up to 120" x $\frac{3}{4}$ " trim strips
- Soap dishes
- Shampoo shelves
- Foot rests
- Additional accessories available upon request (minimum quantities apply).

STANDARDS AND RATINGS

- Typical CSI Code: 06 61 13 (Div 06)
- ANSI
- ASTM (Fire Rating)
- MAS Certified Green

Code compliant when fully equipped and installed according to guidelines.

*See terms and conditions for details.

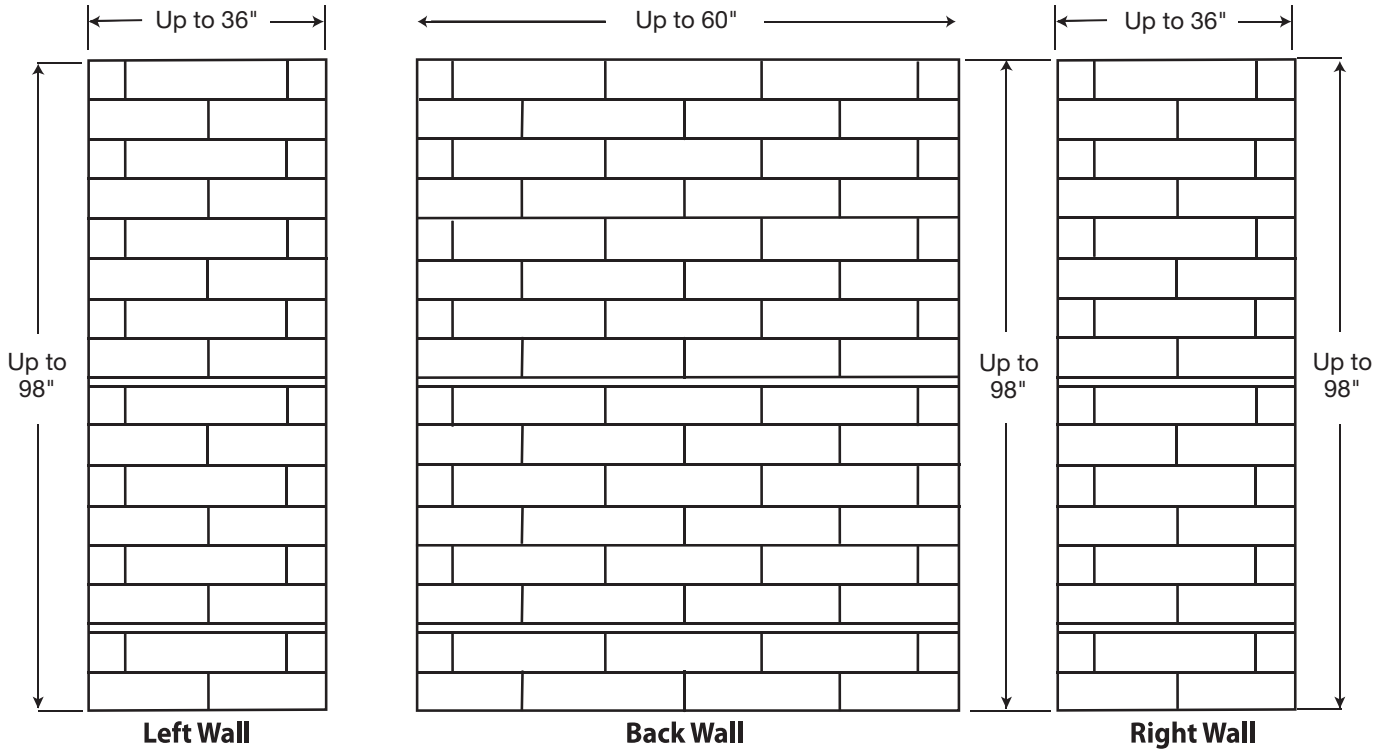


Cast Marble Solutions



WS-CS-HC6x24

6" X 24" HORIZONTAL CONTEMPORARY WALL SURROUND
CAST MARBLE



FEATURES Dimensional Tolerance $\pm \frac{1}{8}$ ". Dimensions needed for site preparation should be measured from the unit. American Bath Group assumes no responsibility for preparatory work.

Type and Model #	Material	Wall Finish	Pieces
Wall Surround #WS-CS-HC6x24	Cast Marble	6" x 24" Contemporary Wall Pattern	3

DIMENSIONS

Specifications	inches
Side Wall Width:	Up to 36
Back Wall Width:	Up to 60
Height:	Up to 98
Tile Pattern	Confetti

Rev. 09.25.20

WS-CS-VCVI6x12

inches

6" X 12" VERTICAL CONTEMPORARY WITH VERTICAL INSERT WALL SURROUND
CAST MARBLE



FEATURES

- Individual 'brick' size: 6" x 12"
- Up to 96" max height
- Back Wall: up to 66" max width
- Side Walls: up to 36" max width
- Nominal thickness: $\frac{5}{16}$
(+/- $\frac{1}{16}$ variance)
- Fiberglass strip: 8" x 96 x $\frac{1}{16}$ "
- Gloss finish
- Minimum order quantities apply

OPTIONAL ACCESSORIES

- 2" x up to 120" x $\frac{3}{4}$ " trim strips
- Soap dishes
- Shampoo shelves
- Foot rests
- Additional accessories available upon request (minimum quantities apply).

STANDARDS AND RATINGS

- Typical CSI Code: 06 61 13 (Div 06)
- ANSI
- ASTM (Fire Rating)
- MAS Certified Green

Code compliant when fully equipped and installed according to guidelines.

*See terms and conditions for details.

KIT INCLUDES

- 2 side panels
- 1 back panel

Material to be stacked on pallets.

COLOR & TRIM OPTIONS

Standard Color	Code
----------------	------

White SW

Optional Color	Code
----------------	------

Cream SC
Ivory SI
Warm White WW

Additional custom colors available.

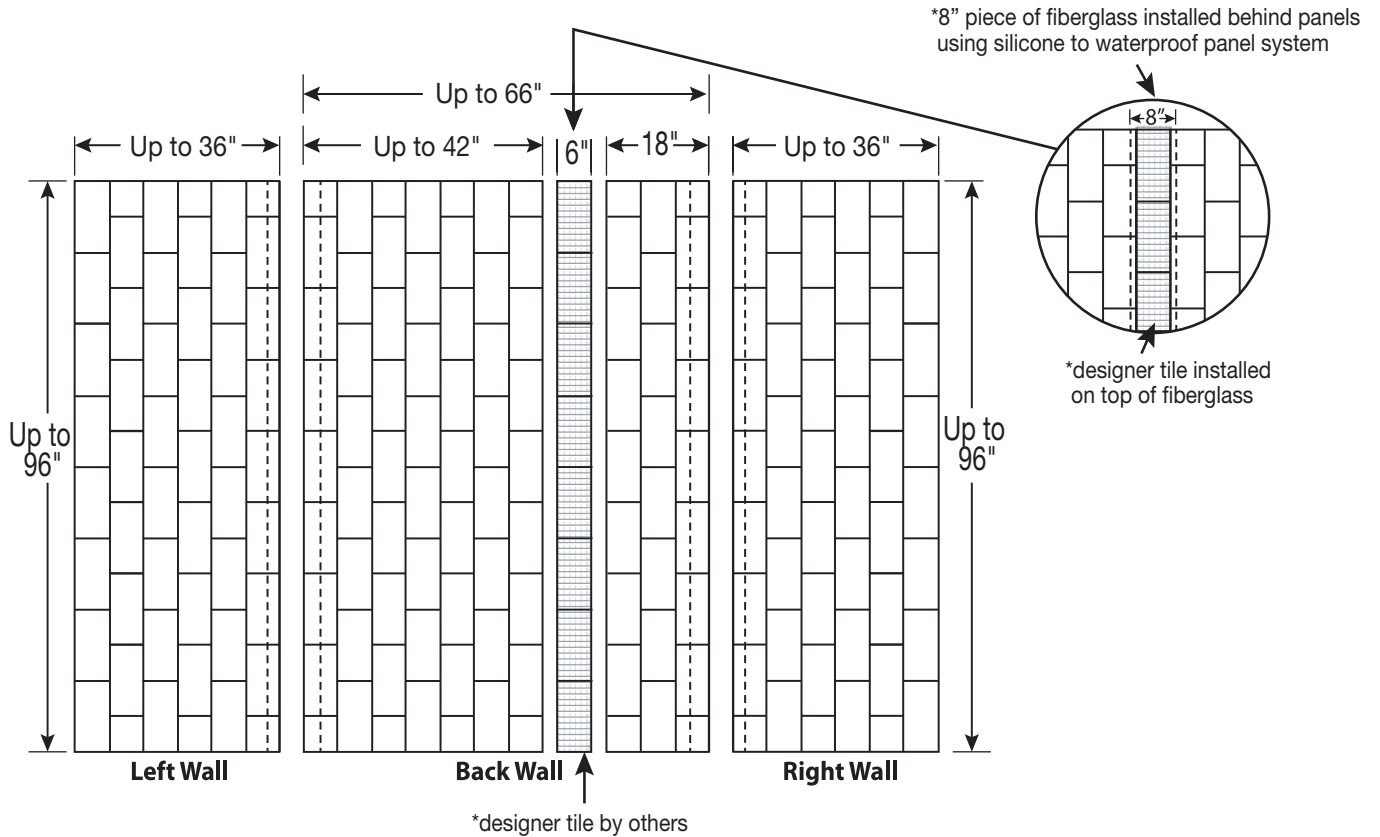


Cast Marble Solutions



WS-CS-VCVI6x12

6" X 12" VERTICAL CONTEMPORARY WITH VERTICAL INSERT WALL SURROUND
CAST MARBLE



FEATURES Dimensional Tolerance $\pm \frac{1}{8}$ ". Dimensions needed for site preparation should be measured from the unit. American Bath Group assumes no responsibility for preparatory work.

Type and Model #	Material	Wall Finish	Pieces
Wall Surround #WS-CS-VCVI6x12	Cast Marble	6" x 12" Vertical Contemporary Wall Pattern	3

DIMENSIONS

Specifications	inches
Side Wall Width:	Up to 36
Back Wall Width:	Up to 66
Height:	Up to 96
Tile Pattern	6 x 12 Vertical Contemporary


Rev. 09.25.20

WS-CS-VC10x20

inches

10' X 20" VERTICAL CONTEMPORARY WALL SURROUND CAST MARBLE

Exterior Dimensions:



KIT INCLUDES

- 2 side panels
- 1 back panel

Material to be stacked on pallets.

COLOR & TRIM OPTIONS

Standard Color	Code
White	SW

Optional Color	Code
Cream	SC
Ivory	SI
Warm White	WW

Additional custom colors available.

FEATURES

- Individual 'tile' size: 10" x 20"
- Side walls: 30-39 3/4W x up to 96 1/2H
- Back walls: up to 63W x up to 96 1/2H
- Nominal thickness: 5/16
(+/- 1/16 variance)
- 1/4" simulated 'sanded grout lines'
- Gloss finish
- Minimum order quantities apply

OPTIONAL ACCESSORIES

- 2 1/4" x up to 120" x 3/4" trim strips
- Soap dishes
- Shampoo shelves
- Foot rests
- Additional accessories available upon request (minimum quantities apply).

STANDARDS AND RATINGS

- Typical CSI Code: 06 61 13 (Div 06)
- ANSI
- ASTM (Fire Rating)
- MAS Certified Green

Code compliant when fully equipped and installed according to guidelines.

*See terms and conditions for details.

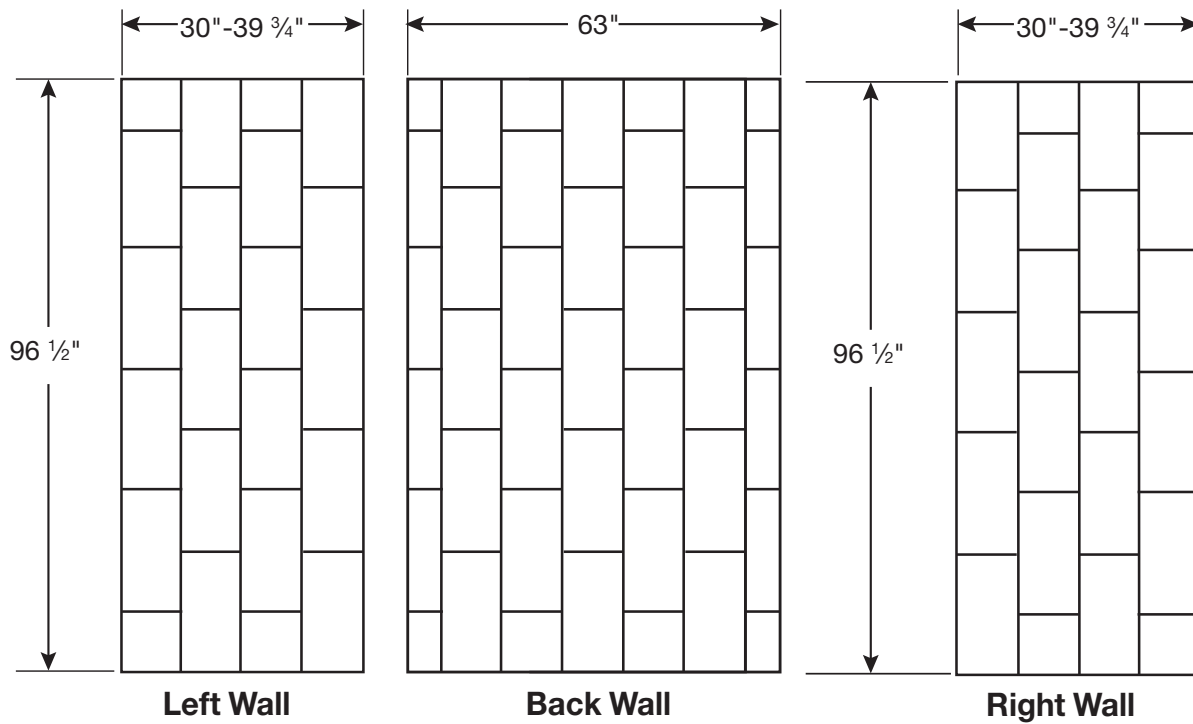


Cast Marble Solutions



WS-CS-VC10x20

10" X 20" VERTICAL CONTEMPORARY WALL SURROUND
CAST MARBLE



FEATURES Dimensional Tolerance $\pm \frac{1}{16}$ ". Dimensions needed for site preparation should be measured from the unit. American Bath Group assumes no responsibility for preparatory work.

Type and Model #	Material	Wall Finish	Pieces
Wall Surround #WS-CS-VC10x20	Cast Marble	10 x 20 Vertical Contemporary Wall Pattern	3

DIMENSIONS


Specifications	inches
Side Wall Width:	30-36
Back Wall Width:	Up to 60
Height:	Up to 96
Tile Pattern	10 x 20 Vertical Contemporary

Rev. 09.24.20

WS-ST-SU-HB3x6

inches

3" X 6" SUBWAY TILE WITH HERRINGBONE INLAY WALL SURROUND
CAST MARBLE



FEATURES

- Individual 'tile' size: 3" x 6"
- Up to 96" max height
- Back wall: 60" max width
- Side walls: Up to 36" max width
- Nominal thickness: $\frac{5}{16}$
(+/- $\frac{1}{16}$ variance)
- $\frac{1}{4}$ " simulated sanded grout lines
- Solid white gloss finish
- Minimum order quantities apply

OPTIONAL ACCESSORIES

- 2" x up to 120" x $\frac{3}{4}$ " trim strips
- Soap dishes
- Shampoo shelves
- Foot rests
- Additional accessories available upon request (minimum quantities apply).

STANDARDS AND RATINGS

- Typical CSI Code: 06 61 13 (Div 06)
- ANSI
- ASTM (Fire Rated)
- MAS Certified Green

Code compliant when fully equipped and installed according to guidelines.

*See terms and conditions for details.

KIT INCLUDES

- 2 side panels
- 1 back panel

Material to be stacked on pallets.

COLOR & TRIM OPTIONS

Standard Color	Code
White	SW

Optional Color	Code
Cream	SC
Ivory	SI
Warm White	WW

Additional custom colors available.

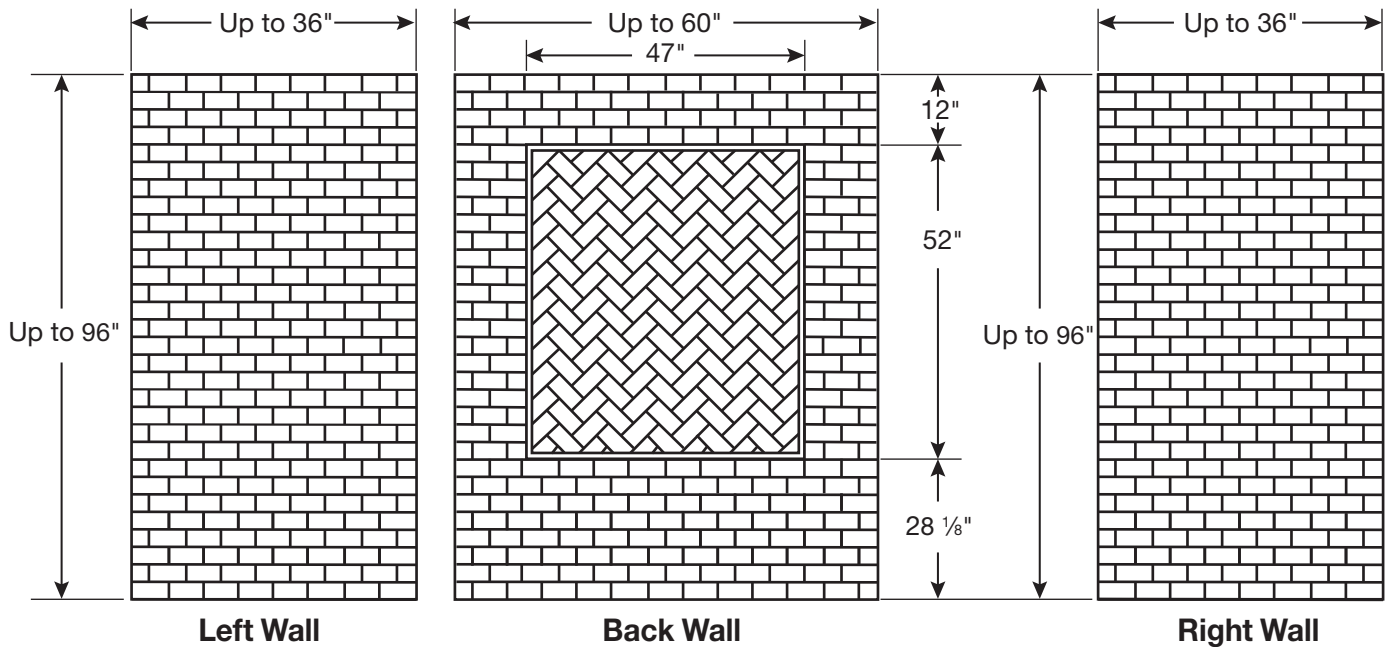


Cast Marble Solutions



WS-ST-SU-HB3x6

3" X 6" SUBWAY TILE WITH HERRINGBONE INLAY WALL SURROUND
CAST MARBLE



FEATURES Dimensional Tolerance $\pm \frac{1}{8}$ ". Dimensions needed for site preparation should be measured from the unit. American Bath Group assumes no responsibility for preparatory work.

Type and Model #	Material	Wall Finish	Pieces
Wall Surround #WS-ST-SU-HB3x6	Cast Marble	3" x 6" Subway Tile Pattern	3

DIMENSIONS

Specifications	inches
Width:	Up to 60
Depth:	Up to 36
Height:	Up to 96
Tile Pattern	3" x 6" Subway Tile


Note: Panels are manufactured oversized to each grout line to achieve desired height. Panels are required to be trimmed/cut on site.

Rev. 10.05.20

WS-ST-SU-IBNT3x6

inches

3" X 6" SUBWAY TILE WITH INTEGRAL BULLNOSE TRIM WALL SURROUND
CAST MARBLE



KIT INCLUDES

- 2 side panels
- 1 back panel

Material to be stacked on pallets.

COLOR & TRIM OPTIONS

Standard Color	Code
White	SW

Optional Color	Code
Cream	SC
Ivory	SI
Warm White	WW

Additional custom colors available.

FEATURES

- Individual staggered 'brick' size: 3" x 6"
- Integral bullnose trim on top and sides
- Up to 98" max height
- Back wall: 62" max width
- Side walls: Up to 36" max width
- Nominal thickness: $\frac{5}{16}$
(+/- $\frac{1}{16}$ variance)
- Gloss finish
- Minimum order quantities apply

OPTIONAL ACCESSORIES

- 2 $\frac{1}{4}$ " x up to 96" x $\frac{3}{4}$ " trim strips
- Soap dishes
- Shampoo shelves
- Foot rests
- Additional accessories available upon request (minimum quantities apply).

STANDARDS AND RATINGS

- Typical CSI Code: 06 61 13 (Div 06)
- ANSI
- ASTM (Fire Rated)
- MAS Certified Green

Code compliant when fully equipped and installed according to guidelines.

*See terms and conditions for details.

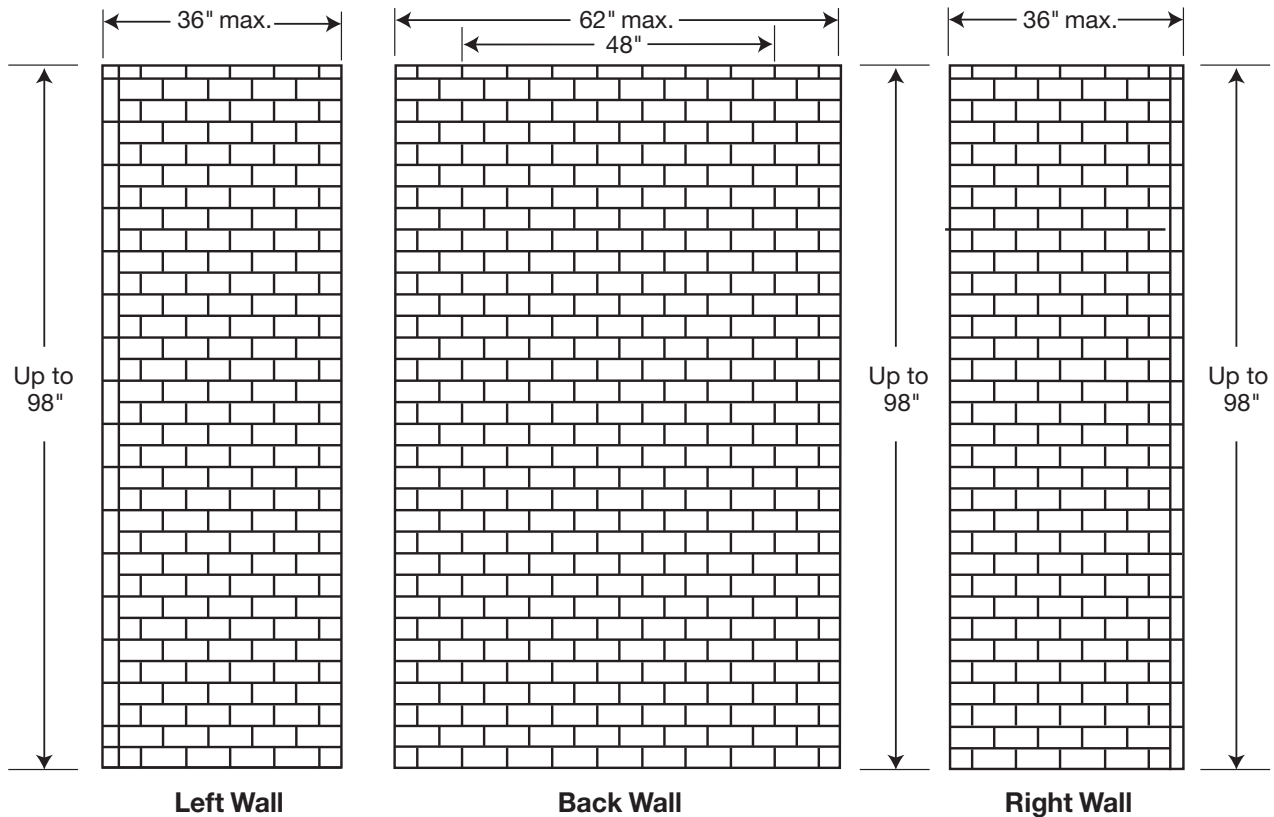


Cast Marble Solutions



WS-ST-SU-IBNT3x6

3" X 6" SUBWAY TILE WITH INTEGRAL BULLNOSE TRIM WALL SURROUND
CAST MARBLE



FEATURES Dimensional Tolerance $\pm \frac{1}{8}$ ". Dimensions needed for site preparation should be measured from the unit. American Bath Group assumes no responsibility for preparatory work.

Type and Model #	Material	Wall Finish	Pieces
Wall Surround #WS-ST-SU-IBNT3x6	Cast Marble	3" x 6" Subway Tile Pattern	3

DIMENSIONS

Specifications	inches
Width:	Up to 62
Depth:	Up to 36
Height:	Up to 98
Tile Pattern	3" x 6" Subway Tile

Rev. 10.05.20

WS-ST-SU-3x6

inches

3" X 6" SUBWAY BRICK WALL SURROUND CAST MARBLE



KIT INCLUDES

- 2 side panels
- 1 back panel

Material to be stacked on pallets.

COLOR & TRIM OPTIONS

Standard Color	Code
White	SW

Optional Color	Code
Cream	SC
Ivory	SI
Warm White	WW

Additional custom colors available.

FEATURES

- Individual 'tile' size: 3" x 6"
- Up to 96" max height
- Back wall: 60" max width
- Side walls: Up to 36" max width
- Nominal thickness: $\frac{5}{16}$
(+/- $\frac{1}{16}$ variance)
- Solid white gloss finish
- Minimum order quantities apply

OPTIONAL ACCESSORIES

- 2 $\frac{1}{4}$ " x up to 120" x $\frac{3}{4}$ " trim strips
- Soap dishes
- Shampoo shelves
- Foot rests
- Additional accessories available upon request (minimum quantities apply).

STANDARDS AND RATINGS

- Typical CSI Code: 06 61 13 (Div 06)
- ANSI
- ASTM (Fire Rated)
- MAS Certified Green

Code compliant when fully equipped and installed according to guidelines.

*See terms and conditions for details.

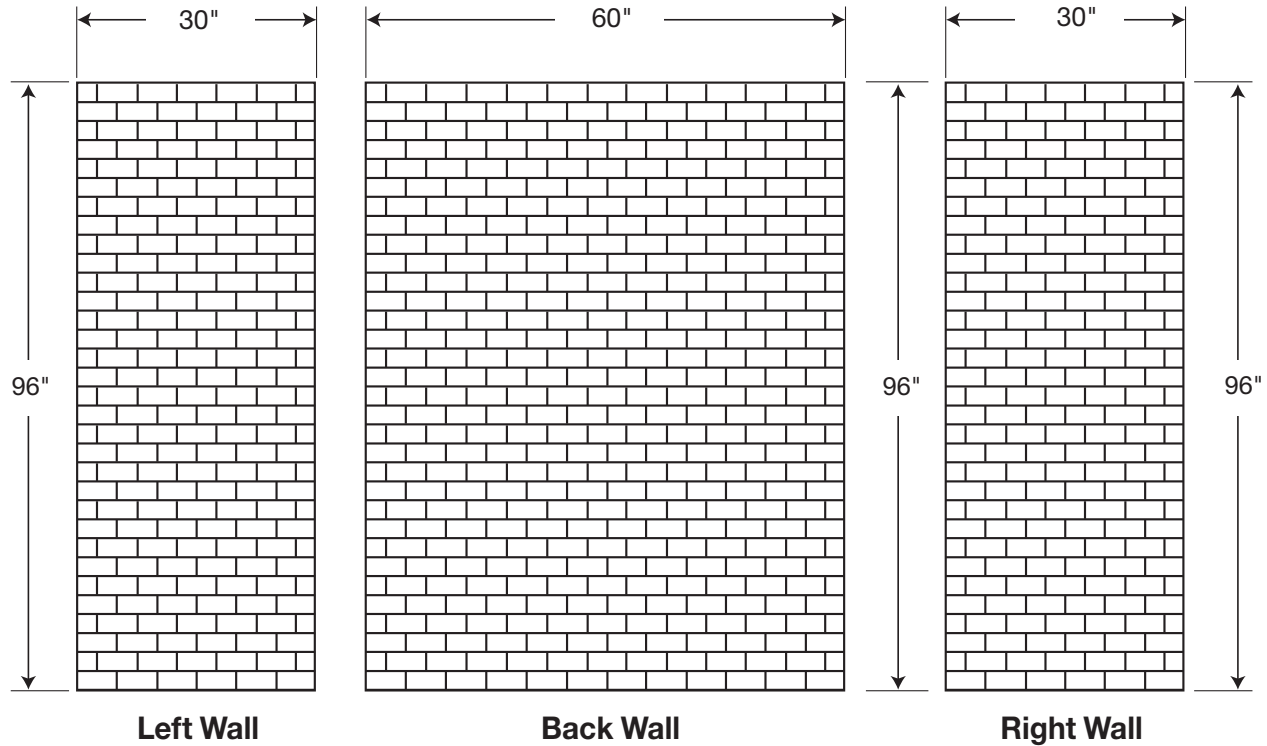


Cast Marble Solutions



WS-ST-SU-3x6

3" X 6" SUBWAY BRICK WALL SURROUND
CAST MARBLE



FEATURES Dimensional Tolerance $\pm \frac{1}{8}$ ". Dimensions needed for site preparation should be measured from the unit. American Bath Group assumes no responsibility for preparatory work.

Type and Model #	Material	Wall Finish	Pieces
Wall Surround #WS-ST-SU-3x6	Cast Marble	3" x 6" Subway Tile Pattern	3

DIMENSIONS

Specifications	inches
Width:	Up to 60
Depth:	Up to 30
Height:	Up to 96
Tile Pattern	3" x 6" Subway Tile


Note: Panels are manufactured oversized to each grout line to achieve desired height. Panels are required to be trimmed/cut on site.

Rev. 10.05.20

WS-ST-SU-HBL3x12

inches

3" X 12" HERRINGBONE TILE PATTERN WALL SURROUND
FOR STANDARD SHOWERS
CAST MARBLE



KIT INCLUDES

- 2 side panels
- 2 back panels

Material to be stacked on pallets.

COLOR & TRIM OPTIONS

Standard Color	Code
White	SW

Optional Color	Code
Cream	SC
Ivory	SI
Warm White	WW

Additional custom colors available.

FEATURES

- Individual 'tile' size: 3" x 12"
- Up to 96" max height
- Back walls: 44" and 28" max width (28" back panel includes 6" listello.)
- Side walls: Up to 36" max width
- Nominal thickness: $\frac{5}{16}$ (+/- $\frac{1}{16}$ variance)
- $\frac{1}{4}$ " simulated sanded grout lines
- Solid white gloss finish
- Minimum order quantities apply
- 10-year limited warranty

OPTIONAL ACCESSORIES

- 2" x up to 120" x $\frac{3}{4}$ " trim strips
- Soap dishes
- Shampoo shelves
- Foot rests
- Additional accessories available upon request (minimum quantities apply).

STANDARDS AND RATINGS

- Typical CSI Code: 06 61 13 (Div 06)
- ANSI
- ASTM (Fire Rated)
- MAS Certified Green

Code compliant when fully equipped and installed according to guidelines.

*See terms and conditions for details.

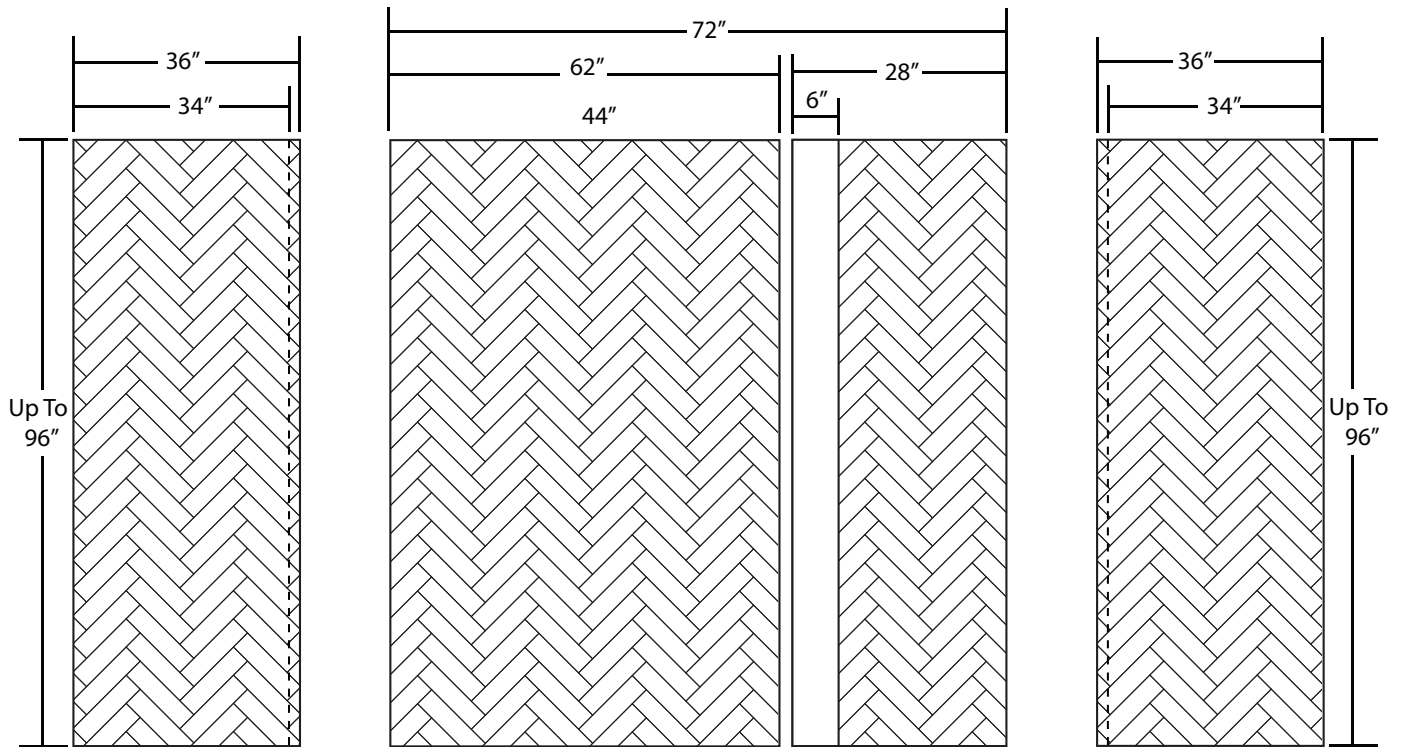


Cast Marble Solutions



WS-ST-SU-HBL3x12

3" X 12" HERRINGBONE TILE PATTERN WALL SURROUND
FOR ROLL-IN SHOWER
CAST MARBLE



FEATURES Dimensional Tolerance $\pm \frac{1}{8}$ ". Dimensions needed for site preparation should be measured from the unit. American Bath Group assumes no responsibility for preparatory work.

Type and Model #	Material	Wall Finish	Pieces
Wall Surround #WS-ST-SU-HBL3x12	Cast Marble	3" x 12" Herringbone Tile Pattern	3

DIMENSIONS

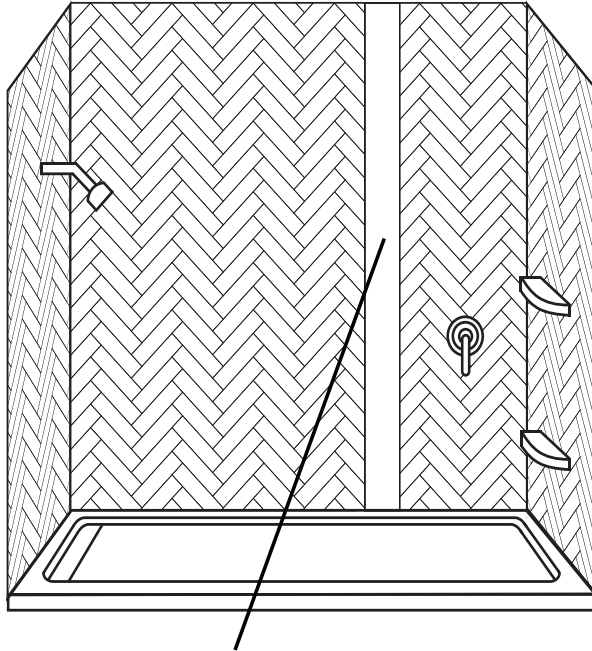
Specifications	inches
Width:	Up to 62
Depth:	Up to 36
Height:	Up to 96
Tile Pattern	3" x 12" Herringbone

Rev. 10.12.20

WS-ST-SU-HBL3x12

inches

3" X 12" HERRINGBONE TILE PATTERN WALL SURROUND FOR STANDARD SHOWERS CAST MARBLE



Seam Here

SPECIFICATIONS

Description: Multi-Piece Sealed Surface Panel System
Standard: ProCast

Color: SW7005 (IMI:WW1127)

Finish: Gloss

- All panels are made oversized and must be cut to fit on site.
- Uses include, but are not limited to tub and shower surrounds
- Accessory and color options are available

DIMENSIONS

Panel Sizes:

31W x 96H

36W x 96H

60W x 96H

62W x 96H

NOTES

- Panels MUST extend to the ceiling for tubs and showers. Drawing shows maximum panel dimensions.
- Panels received may be oversized. Trimming to fit site dimensions is necessary. Always trim end panels on the inside, where they meet the back wall. Note: Trimming back and side panels on the inside will cause grout lines to not match up in the corners. Exaggerate off-set grout lines in the corner for design intent.
- Back panel is in 2 pieces; one 44" panel and one 28" panel with a wavy tiled vertical listello. DO NOT trim straight factory finished edges where the panels will be seamed together as there is no seam cover.
- Wingts with standoffs to be used only when blocking unavailable, otherwise, use truss head screws and standoffs with blocking for SS-05 installation to ensure adequate stability. Blocking for accessory ledge and footrest required.
- Extremely sanitary, impervious to mold, mildew and bacteria. Panels have appearance of grout without sanitary and moisture issues associated with grout.
- ProCast - Class A fire rated per ATSM e84: Fire rated material.
- Shower Head and Water Controls must be centered in panels.

FEATURES

- Individual 'tile' size: 3" x 12"
- Up to 96" max height
- Back walls: 44" and 28" max width (28" back panel includes 6" listello.)
- Side walls: Up to 36" max width
- Nominal thickness: $\frac{5}{16}$ (+/- $\frac{1}{16}$ variance)
- $\frac{1}{4}$ " simulated sanded grout lines
- Solid white gloss finish
- Minimum order quantities apply
- 10-year limited warranty

SPECIFIED ACCESSORIES

- AL-C15: Curved Wall Mount Accessory Ledge
- FR-NS15: Footrest Non-Slip 15"

OPTIONAL ACCESSORIES

- 2" x up to 120" x $\frac{3}{4}$ " trim strips
- Soap dishes
- Shampoo shelves
- Foot rests
- Additional accessories available upon request (minimum quantities apply).

STANDARDS AND RATINGS

- Typical CSI Code: 06 61 13 (Div 06)
- ANSI
- ASTM (Fire Rated)
- MAS Certified Green

Code compliant when fully equipped and installed according to guidelines.

*See terms and conditions for details.

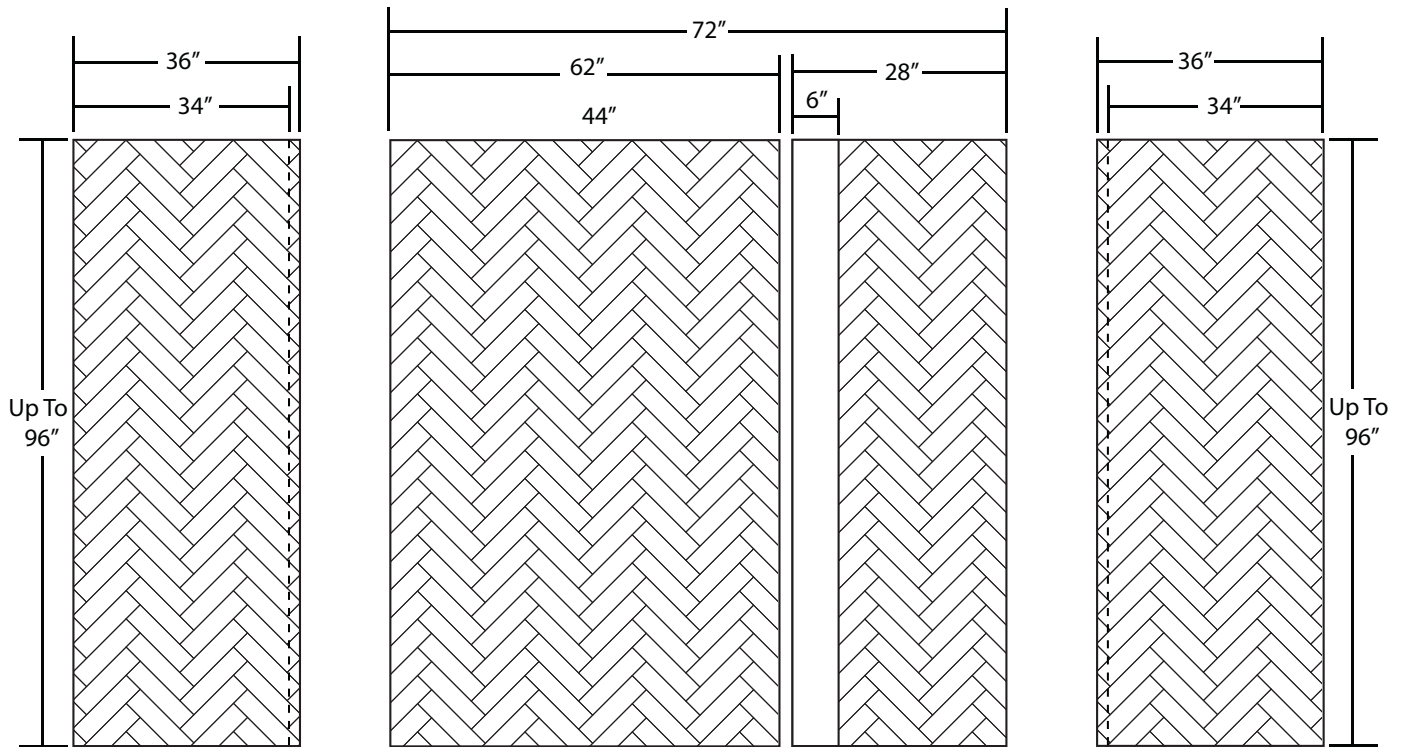


Cast Marble Solutions



WS-ST-SU-HBL3x12

3" X 12" HERRINGBONE TILE PATTERN WALL SURROUND
FOR ROLL-IN SHOWER
CAST MARBLE



FEATURES Dimensional Tolerance $\pm \frac{1}{8}$ ". Dimensions needed for site preparation should be measured from the unit. American Bath Group assumes no responsibility for preparatory work.

Type and Model #	Material	Wall Finish	Pieces
Wall Surround #WS-ST-SU-HBL3x12	Cast Marble	3" x 12" Herringbone Tile Pattern	3

DIMENSIONS



Specifications	inches
Width:	Up to 62
Depth:	Up to 36
Height:	Up to 96
Tile Pattern	3" x 12" Herringbone

Rev. 10.12.20

WS-ST-SU-HB3x12

inches

3" X 12" HERRINGBONE TILE PATTERN WALL SURROUND
FOR STANDARD AND ADA TUBS AND ROLL-IN SHOWER
CAST MARBLE



KIT INCLUDES

- 2 side panels
- 1 back panel

Material to be stacked on pallets.

COLOR & TRIM OPTIONS

Standard Color	Code
----------------	------

White SW

Optional Color	Code
----------------	------

Cream SC
Ivory SI
Warm White WW

Additional custom colors available.

FEATURES

- Individual 'tile' size: 3" x 12"
- Up to 96" max height
- Back wall: 62" max width
- Side walls: Up to 36" max width
- Nominal thickness: $\frac{5}{16}$
(+/- $\frac{1}{16}$ variance)
- $\frac{1}{4}$ " simulated sanded grout lines
- Solid white gloss finish
- Minimum order quantities apply
- 10-year limited warranty

OPTIONAL ACCESSORIES

- 2" x up to 120" x $\frac{3}{4}$ " trim strips
- Soap dishes
- Shampoo shelves
- Foot rests
- Additional accessories available upon request (minimum quantities apply).

STANDARDS AND RATINGS

- Typical CSI Code: 06 61 13 (Div 06)
- ANSI
- ASTM (Fire Rated)
- MAS Certified Green

Code compliant when fully equipped and installed according to guidelines.

*See terms and conditions for details.

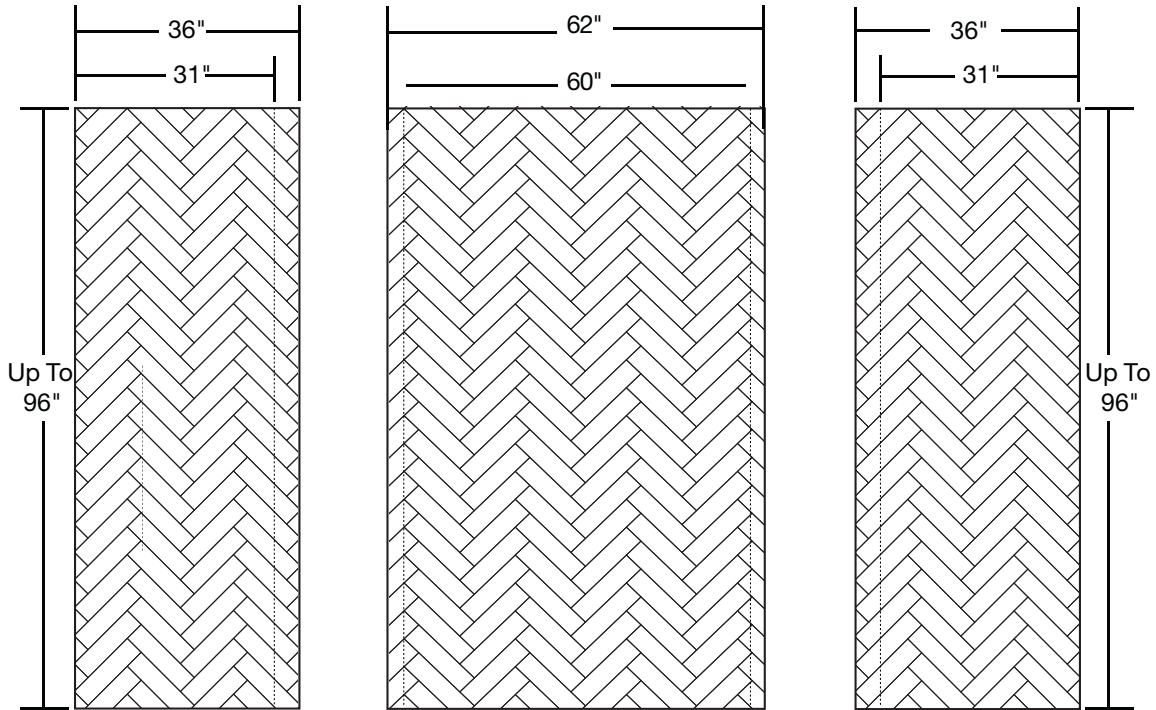


Cast Marble Solutions



WS-ST-SU-HB3x12

3" X 12" HERRINGBONE TILE PATTERN WALL SURROUND
FOR STANDARD AND ADA TUBS
CAST MARBLE



FEATURES Dimensional Tolerance $\pm \frac{1}{8}$ ". Dimensions needed for site preparation should be measured from the unit. American Bath Group assumes no responsibility for preparatory work.



Type and Model #	Material	Wall Finish	Pieces
Wall Surround #WS-ST-SU-HB3x12	Cast Marble	3" x 12" Herringbone Tile Pattern	3

DIMENSIONS

Specifications	inches
Width:	Up to 62
Depth:	Up to 36
Height:	Up to 96
Tile Pattern	3" x 12" Herringbone

Rev. 10.12.20

3" X 12" HERRINGBONE TILE PATTERN WALL SURROUND FOR STANDARD AND ADA TUBS AND ROLL-IN SHOWER CAST MARBLE



SPECIFICATIONS

- Description: Multi-Piece Sealed Surface Panel System
 Standard: ProCast
 Color: SW7005 (IMI:WW1127)
 Finish: Gloss
- All panels are made oversized and must be cut to fit on site.
 - Uses include, but are not limited to tub and shower surrounds
 - Accessory and color options are available

DIMENSIONS

- Panel Sizes:
- 31W x 96H
 - 36W x 96H
 - 60W x 96H
 - 62W x 96H

NOTES

- Panels MUST extend to the ceiling for tubs and showers. Drawing shows maximum panel dimensions.
- Panels received may be oversized. Trimming to fit site dimensions is necessary. Always trim end panels on the inside, where they meet the back wall. Note: Trimming back and side panels on the inside will cause grout lines to not match up in the corners. Exaggerate off-set grout lines in the corner for design intent.
- Winglts with standoffs to be used only when blocking unavailable, otherwise, use truss head screws and standoffs with blocking for SS-05 installation to ensure adequate stability. Blocking for accessory ledge and footrest required.
- Extremely sanitary, impervious to mold, mildew and bacteria. Panels have appearance of grout without sanitary and moisture issues associated with grout.
- ProCast - Class A fire rated per ATSM e84: Fire rated material.
- Shower Head and Water Controls must be centered in panels.

FEATURES

- Individual 'tile' size: 3" x 12"
- Up to 96" max height
- Back wall: 62" max width
- Side walls: Up to 36" max width
- Nominal thickness: $\frac{5}{16}$ (+/- $\frac{1}{16}$ variance)
- $\frac{1}{4}$ " simulated sanded grout lines
- Solid white gloss finish
- Minimum order quantities apply
- 10-year limited warranty

OPTIONAL ACCESSORIES

- 2" x up to 120" x $\frac{3}{4}$ " trim strips
- Soap dishes
- Shampoo shelves
- Foot rests
- Additional accessories available upon request (minimum quantities apply).

STANDARDS AND RATINGS

- Typical CSI Code: 06 61 13 (Div 06)
- ANSI
- ASTM (Fire Rated)
- MAS Certified Green

Code compliant when fully equipped and installed according to guidelines.

*See terms and conditions for details.

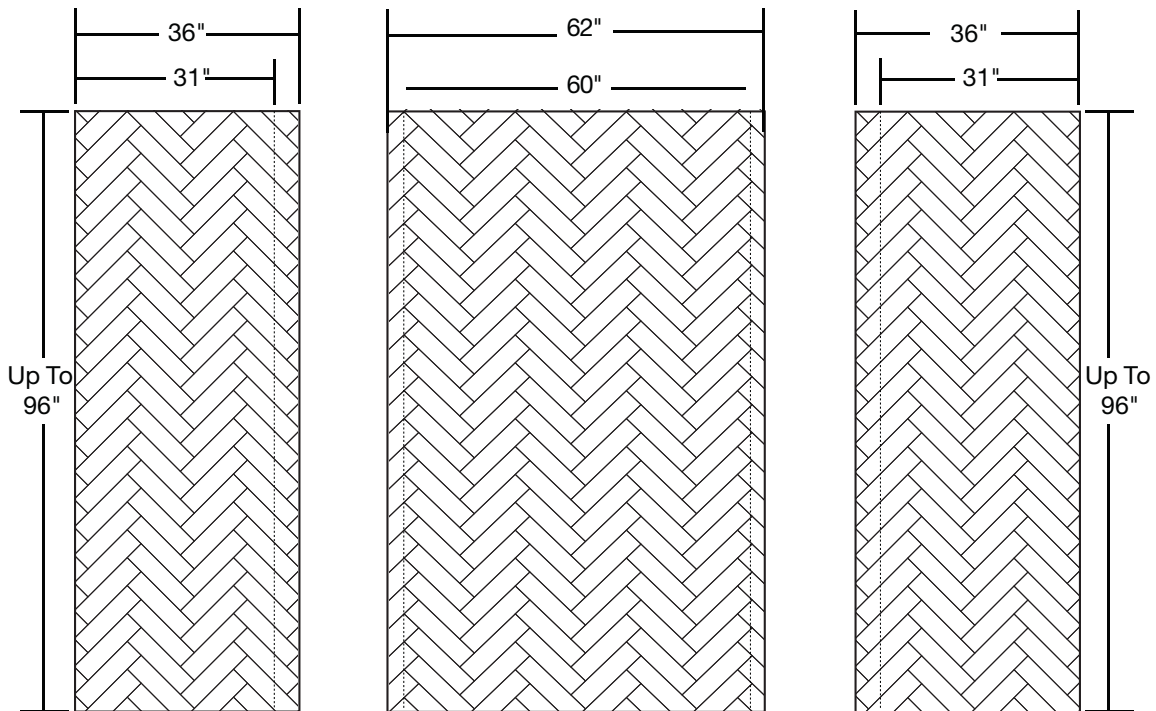


Cast Marble Solutions



WS-ST-SU-HB3x12

3" X 12" HERRINGBONE TILE PATTERN WALL SURROUND
FOR STANDARD AND ADA TUBS
CAST MARBLE



FEATURES Dimensional Tolerance $\pm \frac{1}{8}$ ". Dimensions needed for site preparation should be measured from the unit. American Bath Group assumes no responsibility for preparatory work.

Type and Model #	Material	Wall Finish	Pieces
Wall Surround #WS-ST-SU-HB3x12	Cast Marble	3" x 12" Herringbone Tile Pattern	3

DIMENSIONS

Specifications	inches
Width:	Up to 62
Depth:	Up to 36
Height:	Up to 96
Tile Pattern	3" x 12" Herringbone

Rev. 10.12.20

WS-CS-ST4x15

inches

4" X 15" STACKED TILE WALL SURROUND CAST MARBLE



KIT INCLUDES

- 2 side panels
- 1 back panel

Material to be stacked on pallets.

COLOR & TRIM OPTIONS

Standard Color	Code
----------------	------

White SW

Optional Color	Code
----------------	------

Cream SC
Ivory SI
Warm White WW

Additional custom colors available.

FEATURES

- Individual 'brick' size: 4" x 15"
- Up to 96" max height
- Back wall: 60" max width
- Side walls: Up to 36" max width
- Nominal thickness: $\frac{5}{16}$
(+/- $\frac{1}{16}$ variance)
- Gloss finish
- Minimum order quantities apply

OPTIONAL ACCESSORIES

- 2 $\frac{1}{4}$ " x up to 120" x $\frac{3}{4}$ " trim strips
- Soap dishes
- Shampoo shelves
- Foot rests
- Available in LiteCast or ProCast™
(Class A Fire Rated)
- Additional accessories available upon
request (minimum quantities apply).

STANDARDS AND RATINGS

- Typical CSI Code: 06 61 13 (Div 06)
- ANSI
- ASTM (Fire Rated)
- MAS Certified Green

Code compliant when fully equipped and
installed according to guidelines.

*See terms and conditions for details.




Cast Marble Solutions



WS-CS-ST4x15

4" X 15" STACKED TILE WALL SURROUND
CAST MARBLE



FEATURES Dimensional Tolerance $\pm \frac{1}{8}$ ". Dimensions needed for site preparation should be measured from the unit. American Bath Group assumes no responsibility for preparatory work.

Type and Model #	Material	Wall Finish	Pieces
Wall Surround #WS-CS-ST4x15	Cast Marble	4" x 15" Stacked Tile Pattern	3

DIMENSIONS


Specifications	inches
Width:	Up to 60
Depth:	Up to 36
Height:	Up to 96
Tile Pattern	4" x 15" Stacked

Rev. 10.05.20

WS-ST-SU-6x18

inches

6" X 18" SUBWAY TILE WALL SURROUND CAST MARBLE



KIT INCLUDES

- 2 side panels
- 1 back panel

Material to be stacked on pallets.

COLOR & TRIM OPTIONS

Standard Color	Code
White	SW

Optional Color	Code
Cream	SC
Ivory	SI
Warm White	WW

Additional custom colors available.

FEATURES

- Individual 'brick' size: 6" x 18"
- Up to 96" max height
- Back wall: 60" max width
- Side walls: Up to 36" max width
- Nominal thickness: $\frac{5}{16}$
(+/- $\frac{1}{16}$ variance)
- Gloss finish
- Minimum order quantities apply

OPTIONAL ACCESSORIES

- 2" x up to 120" x $\frac{3}{4}$ " trim strips
- Soap dishes
- Shampoo shelves
- Foot rests
- Additional accessories available upon request (minimum quantities apply).

STANDARDS AND RATINGS

- Typical CSI Code: 06 61 13 (Div 06)
- ANSI
- ASTM (Fire Rated)
- MAS Certified Green

Code compliant when fully equipped and installed according to guidelines.

*See terms and conditions for details.

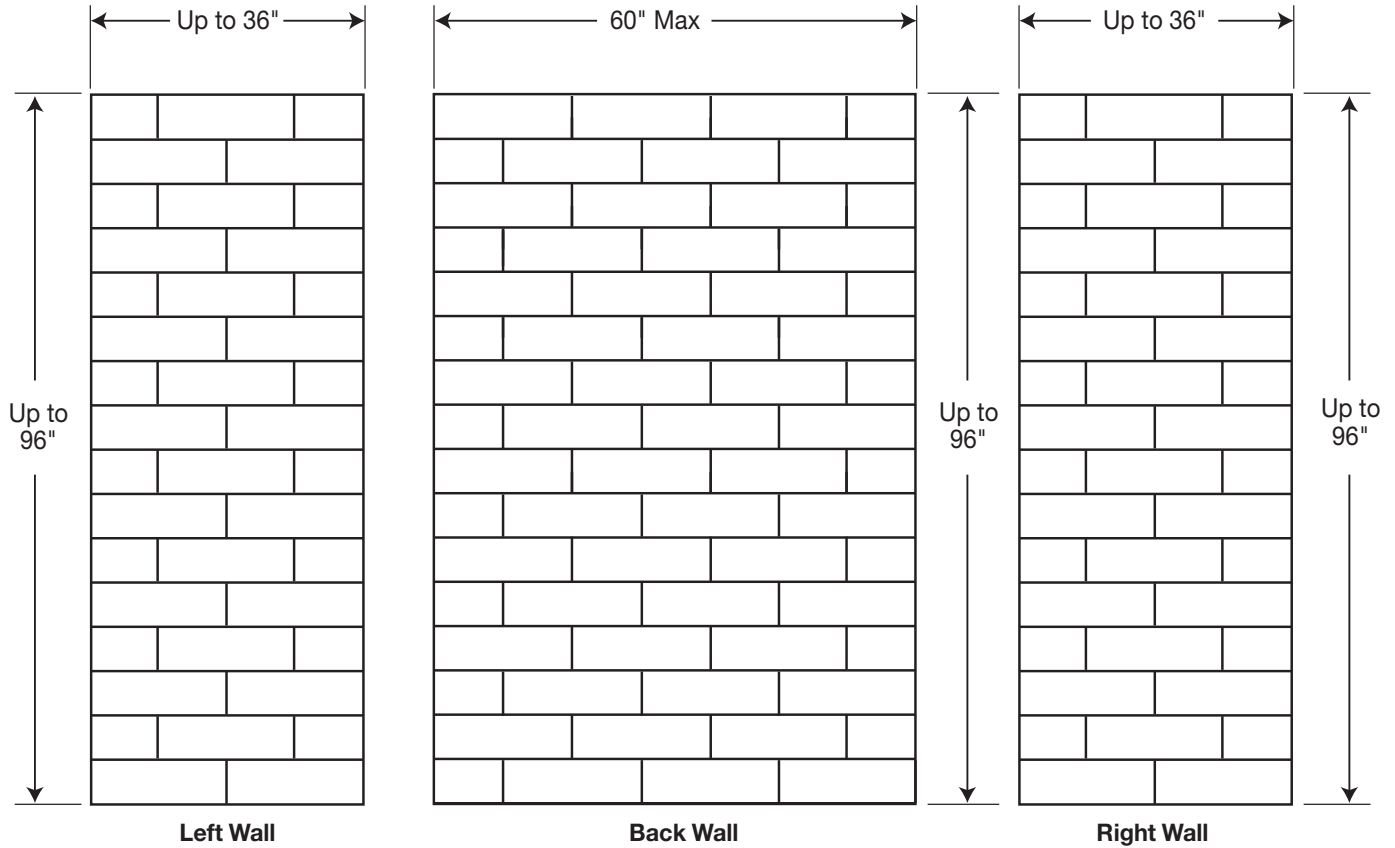


Cast Marble Solutions



WS-ST-SU-6x18

6" X 18" SUBWAY TILE WALL SURROUND
CAST MARBLE



FEATURES Dimensional Tolerance $\pm \frac{1}{8}$ ". Dimensions needed for site preparation should be measured from the unit. American Bath Group assumes no responsibility for preparatory work.

Type and Model #	Material	Wall Finish	Pieces
Wall Surround #WS-ST-SU-6x18	Cast Marble	6" x 18" Subway Tile Pattern	3

DIMENSIONS

Specifications	inches
Width:	Up to 60
Depth:	Up to 36
Height:	Up to 96
Tile Pattern	6" x 18" Subway

Rev. 10.05.20

WS-ST-8x8

inches

8" X 8" SIMULATED TILE WALL SURROUND CAST MARBLE



KIT INCLUDES

- 2 side panels
- 1 back panel

Material to be stacked on pallets.

COLOR & TRIM OPTIONS

Standard Color	Code
White	SW

Optional Color	Code
Cream	SC
Ivory	SI
Warm White	WW

Additional custom colors available.

FEATURES

- Individual 'tile' size: 8" x 8"
- Up to 96" max height
- Back wall: 60" max width
- Side walls: Up to 36" max width
- Nominal thickness: $\frac{5}{16}$
(+/- $\frac{1}{16}$ variance)
- Gloss finish
- Minimum order quantities apply

OPTIONAL ACCESSORIES

- 2" x up to 120" x $\frac{3}{4}$ " trim strips
- Soap dishes
- Shampoo shelves
- Foot rests
- Additional accessories available upon request (minimum quantities apply).

STANDARDS AND RATINGS

- Typical CSI Code: 06 61 13 (Div 06)
- ANSI
- ASTM (Fire Rated)
- MAS Certified Green

Code compliant when fully equipped and installed according to guidelines.

*See terms and conditions for details.

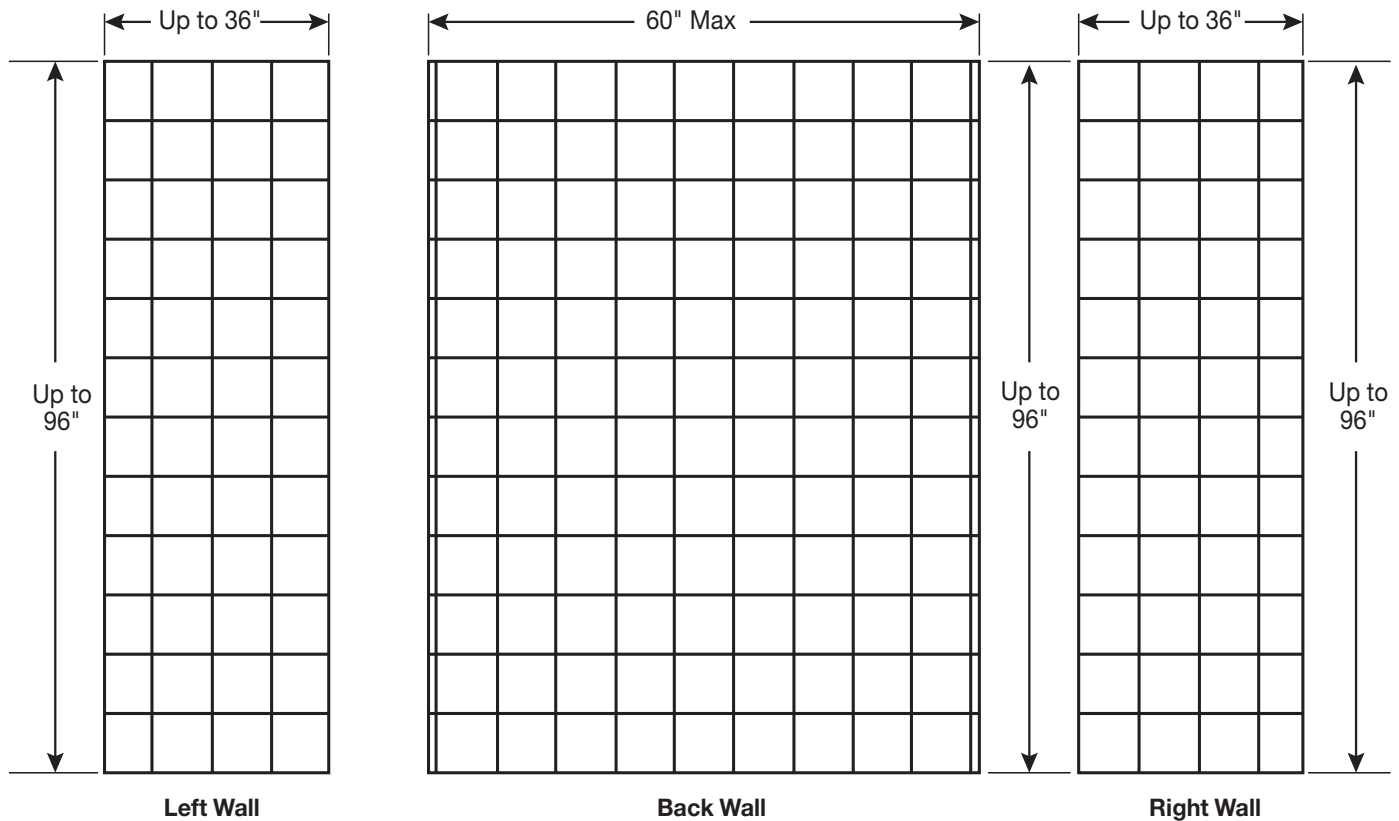


Cast Marble Solutions



WS-ST-8x8

8" X 8" SIMULATED TILE WALL SURROUND
CAST MARBLE



FEATURES Dimensional Tolerance $\pm \frac{1}{8}$ ". Dimensions needed for site preparation should be measured from the unit. American Bath Group assumes no responsibility for preparatory work.

Type and Model #	Material	Wall Finish	Pieces
Wall Surround #WS-ST-8x8	Cast Marble	Square Tile Pattern	3

DIMENSIONS

Specifications	inches
Width:	Up to 60
Depth:	Up to 36
Height:	Up to 96
Tile Pattern	8" Square

Rev. 10.05.20

WS-ST-8x10BN

inches

8" X 10" SIMULATED TILE W/2" BULLNOSE WALL SURROUND
CAST MARBLE



KIT INCLUDES

- 2 side panels
- 1 back panel

Material to be stacked on pallets.

COLOR & TRIM OPTIONS

Standard Color	Code
White	SW

Optional Color	Code
Cream	SC
Ivory	SI
Warm White	WW

Additional custom colors available.

FEATURES

- Individual 'brick' size: 8" x 10"
- 2" integral border
- Up to 96" max height
- Back wall: 60" max width
- Side walls: Up to 36" max width
- Nominal thickness: $\frac{5}{16}$
(+/- $\frac{1}{16}$ variance)
- Gloss finish
- Minimum order quantities apply

OPTIONAL ACCESSORIES

- 2 $\frac{1}{4}$ " x up to 120" x $\frac{3}{4}$ " trim strips
- Soap dishes
- Shampoo shelves
- Foot rests
- Additional accessories available upon request (minimum quantities apply).

STANDARDS AND RATINGS

- Typical CSI Code: 06 61 13 (Div 06)
- ANSI
- ASTM (Fire Rated)
- MAS Certified Green

Code compliant when fully equipped and installed according to guidelines.

*See terms and conditions for details.

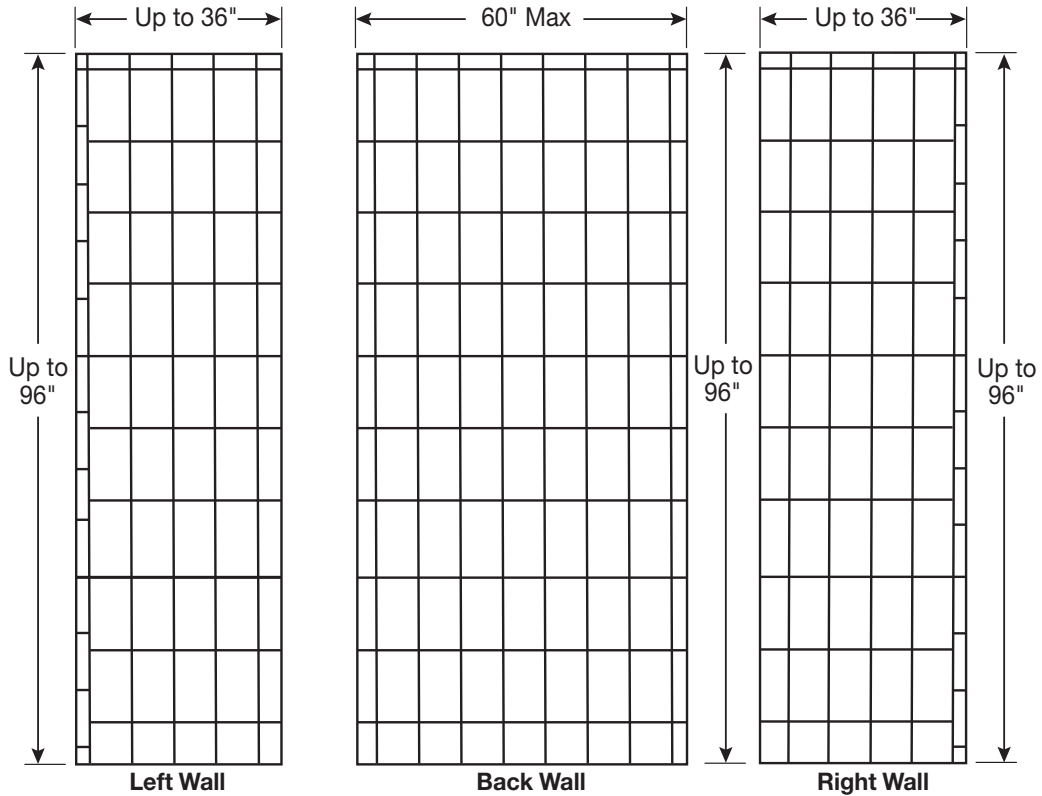


Cast Marble Solutions



WS-ST-8x10BN

8" X 10" SIMULATED TILE W/2" BULLNOSE WALL SURROUND
CAST MARBLE



FEATURES Dimensional Tolerance $\pm 1/8"$. Dimensions needed for site preparation should be measured from the unit. American Bath Group assumes no responsibility for preparatory work.

Type and Model #	Material	Wall Finish	Pieces
Wall Surround #WS-ST-8x10BN	Cast Marble	Rectangular Tile Pattern	3

DIMENSIONS


Specifications	inches
Width:	Up to 60
Depth:	Up to 36
Height:	Up to 96
Tile Pattern	8" x 10" Rectangle

Rev. 10.05.20

WS-ST-HT12x24

inches

12" X 24" HORIZONTAL TILE WALL SURROUND
CAST MARBLE



KIT INCLUDES

- 2 side panels
- 1 back panel

Material to be stacked on pallets.

COLOR & TRIM OPTIONS

Standard Color	Code
White	SW

Optional Color	Code
Cream	SC
Ivory	SI
Warm White	WW

Additional custom colors available.

FEATURES

- Individual 'brick size': 12" x 24"
- Up to 96" max height
- Back wall: 60" max width
- Side walls: Up to 36" max width
- Nominal thickness: $\frac{5}{16}$
(+/- $\frac{1}{16}$ variance)
- Matte finish
- Minimum order quantities apply

OPTIONAL ACCESSORIES

- 2" x up to 120" x $\frac{3}{4}$ " trim strips
- Soap dishes
- Shampoo shelves
- Foot rests
- Additional accessories available upon request (minimum quantities apply).

STANDARDS AND RATINGS

- Typical CSI Code: 06 61 13 (Div 06)
- ANSI
- ASTM (Fire Rated)
- MAS Certified Green

Code compliant when fully equipped and installed according to guidelines.

*See terms and conditions for details.

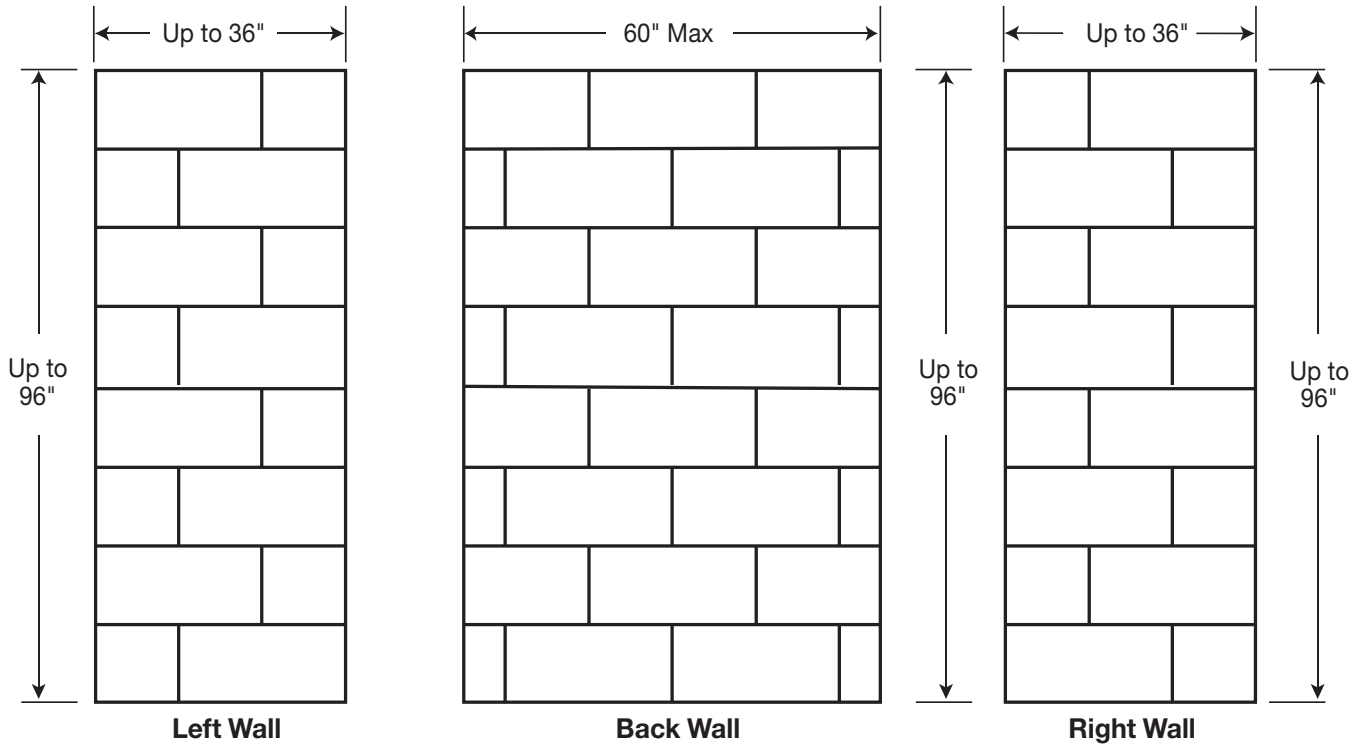


Cast Marble Solutions



WS-ST-HT12x24

12" X 24" HORIZONTAL TILE WALL SURROUND
CAST MARBLE



FEATURES Dimensional Tolerance $\pm \frac{1}{8}$ ". Dimensions needed for site preparation should be measured from the unit. American Bath Group assumes no responsibility for preparatory work.

Type and Model #	Material	Wall Finish	Pieces
Wall Surround #WS-ST-HT12x24	Cast Marble	12" x 24" Horizontal Tile Pattern	3

DIMENSIONS

Specifications	inches
Width:	Up to 60
Depth:	Up to 36
Height:	Up to 96
Tile Pattern	12" x 24" Horizontal Tile

Rev. 10.05.20

WS-TV6x12

inches

6" X 12" TEXTURED VISION WALL SURROUND CAST MARBLE



KIT INCLUDES

- 2 side panels
- 1 back panel

Material to be stacked on pallets.

COLOR & TRIM OPTIONS

Standard Color	Code
----------------	------

White	SW
-------	----

Optional Color	Code
----------------	------

Cream	SC
Ivory	SI
Warm White	WW

Additional custom colors available.

FEATURES

- Individual 'brick' size: 6" x 12"
- Up to 96 1/2" max height
- Back wall: 48-60"W
- Side walls: 30-36"W
- Nominal thickness: 5/16 (+/- 1/16 variance) Matte finish
- Minimum order quantities apply

OPTIONAL ACCESSORIES

- 2 1/4" x up to 120" x 3/4" trim strips
- Soap dishes
- Shampoo shelves
- Foot rests
- Additional accessories available upon request (minimum quantities apply).

STANDARDS AND RATINGS

- Typical CSI Code: 06 61 13 (Div 06)
- ANSI
- ASTM (Fire Rating)
- MAS Certified Green

Code compliant when fully equipped and installed according to guidelines.

*See terms and conditions for details.

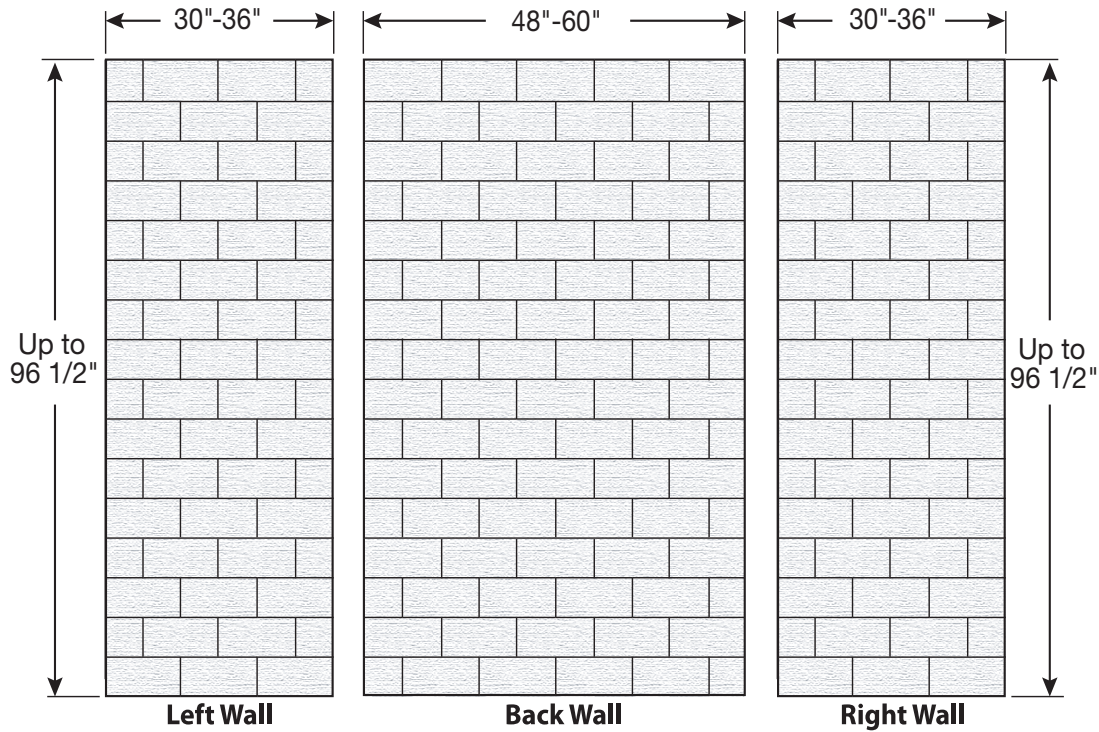


Cast Marble Solutions



WS-TV6x12

6" X 12" TEXTURED VISION WALL SURROUND
CAST MARBLE



FEATURES Dimensional Tolerance $\pm \frac{1}{8}$ ". Dimensions needed for site preparation should be measured from the unit. American Bath Group assumes no responsibility for preparatory work.

Type and Model #	Material	Wall Finish	Pieces
Wall Surround #WS-TV6x12	Cast Marble	6 x 12 Textured Vision Wall Pattern	3

DIMENSIONS

Specifications	inches
Side Wall Width:	30-36
Back Wall Width:	48-60
Height:	Up to 96 1/2
Tile Pattern	6 x 12 Textured Vision

Rev. 09.24.20

WS-TX-LL6x24

inches

6" X 24" TEXTURED LINEAR LISTELLO
CAST MARBLE



KIT INCLUDES

- 2 side panels
- 1 back panel

Material to be stacked on pallets.

COLOR & TRIM OPTIONS

Standard Color	Code
----------------	------

White SW

Optional Color	Code
----------------	------

Cream SC
Ivory SI
Warm White WW

Additional custom colors available.

FEATURES

- Individual 'brick' size: 6" x 24"
- 8" integral linear listello
- Up to 98" max height
- Walls: 36", 60", or 72"W
- Nominal thickness: $\frac{5}{16}$
(+/- $\frac{1}{16}$ variance)
- All panels are made oversized and must be measured and cut to fit on site
- Uses include, but are not limited to, tub & shower surrounds
- Accessory and color options are available

OPTIONAL ACCESSORIES

- 2 $\frac{1}{4}$ " x up to 120" x $\frac{3}{4}$ " trim strips
- Soap dishes
- Shampoo shelves
- Foot rests
- Additional accessories available upon request (minimum quantities apply).

STANDARDS AND RATINGS

- Typical CSI Code: 06 61 13 (Div 06)
- ANSI
- ASTM (Fire Rating)
- MAS Certified Green

Code compliant when fully equipped and installed according to guidelines.

*See terms and conditions for details.

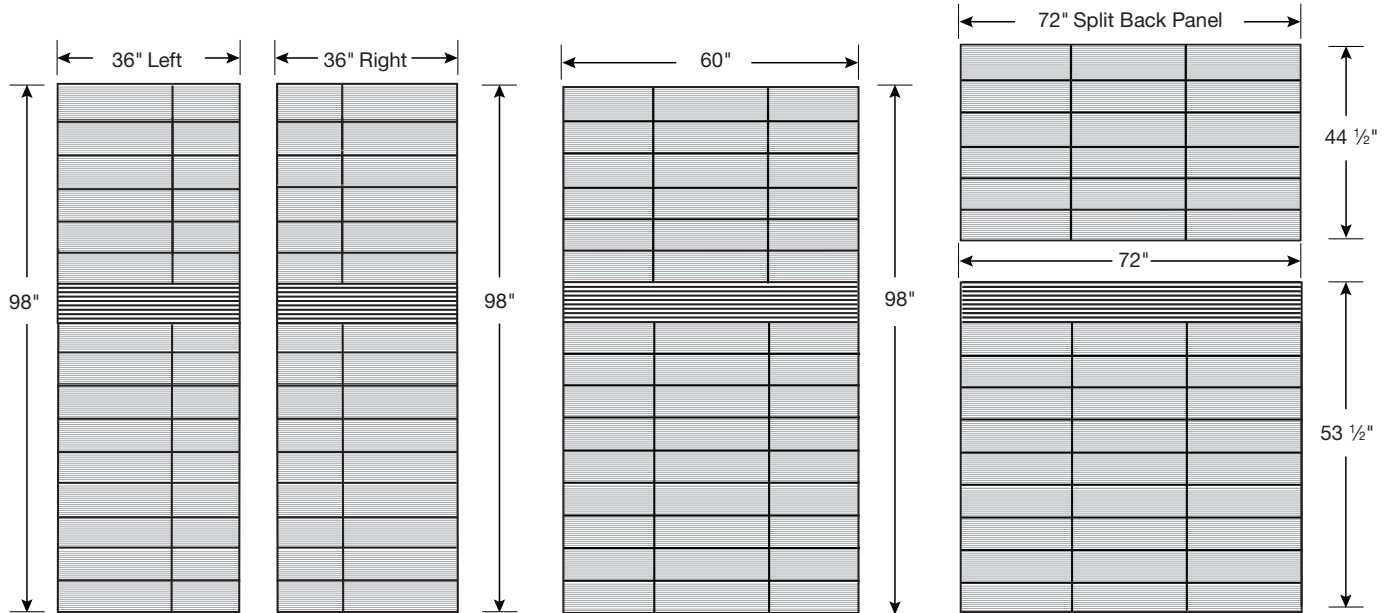


Cast Marble Solutions



WS-TX-LL6x24

6" X 24" TEXTURED LINEAR LISTELLO
CAST MARBLE



FEATURES Dimensional Tolerance $\pm \frac{1}{8}$ ". Dimensions needed for site preparation should be measured from the unit. American Bath Group assumes no responsibility for preparatory work.

Type and Model #	Material	Wall Finish	Pieces
Wall Surround #WS-TX-LL6x24	Cast Marble	6 x 24 Textured Linear Listello Wall Pattern	3

DIMENSIONS

Specifications	inches
Side Wall Width:	36 or 60
Back Wall Width:	72
Height:	Up to 96
Tile Pattern	6 x 24 Textured Linear Listello

Rev. 09.24.20

THEOREM MULTI-DIMENSIONAL WALL SURROUND CAST MARBLE



KIT INCLUDES

- 2 side panels
- 2 back panels

Material to be stacked on pallets.

COLOR & TRIM OPTIONS

Standard Color	Code
White	SW

Optional Color	Code
Cream	SC
Ivory	SI
Warm White	WW

Additional custom colors available.

FEATURES

- Up to 96" max height
- Back wall: Textured (2 panels)
31" max width ea.
- Side walls: Smooth up to 40" max width
- Nominal thickness: $\frac{5}{16}$
(+/- $\frac{1}{16}$ variance)
- Matte finish
- Minimum order quantities apply

OPTIONAL ACCESSORIES

- 2" x up to 96" x $\frac{3}{4}$ " trim strips
- Soap dishes
- Shampoo shelves
- Foot rests
- Additional accessories available upon request (minimum quantities apply).

STANDARDS AND RATINGS

- Typical CSI Code: 06 61 13 (Div 06)
- ANSI
- ASTM (Fire Rating)
- MAS Certified Green

Code compliant when fully equipped and installed according to guidelines.

*See terms and conditions for details.

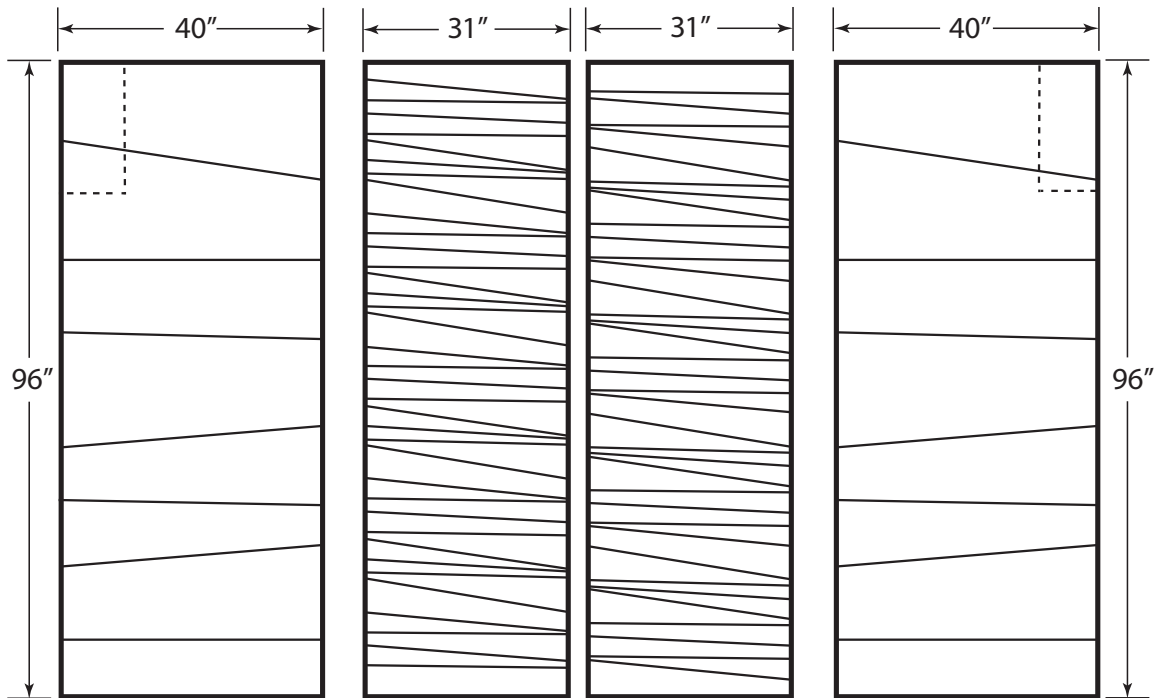


Cast Marble Solutions



WS-TX-TH

THEOREM MULTI-DIMENSIONAL WALL SURROUND
CAST MARBLE



Note: Pattern extends to the edge of the panel with no trim piece.

*Lines on Panels on Back and Sides are not intended to align

FEATURES Dimensional Tolerance $\pm \frac{1}{8}$ ". Dimensions needed for site preparation should be measured from the unit. American Bath Group assumes no responsibility for preparatory work.

Type and Model #	Material	Wall Finish	Pieces
Wall Surround #WS-TX-TH	Cast Marble	Theorem Multi Dimensional Wall Pattern	4

DIMENSIONS


Specifications	inches
Side Wall Width:	up to 40
Back Wall Width:	up to 31 (2)
Height:	Up to 96
Tile Pattern	Theorem Multi Dimensional

Rev. 09.24.20

WS-TX-TSL6x24

inches

6" X 24" TEXTURED STACKED LISTELLO
CAST MARBLE



KIT INCLUDES

- 2 side panels
- 1 back panel

Material to be stacked on pallets.

COLOR & TRIM OPTIONS

Standard Color	Code
White	SW

Optional Color	Code
Cream	SC
Ivory	SI
Warm White	WW

Additional custom colors available.

FEATURES

- Individual 'brick' size: 6" x 24"
- 6" integral dimensions listello
- Up to 96" max height
- Back wall: up to 60" max width
- Side walls: up to 36" max width
- Textured surface
- Nominal thickness: $\frac{5}{16}$
(+/- $\frac{1}{16}$ variance)
- Matte finish
- Minimum order quantities apply

OPTIONAL ACCESSORIES

- 2 1/4" x up to 120" x 3/4" trim strips
- Soap dishes
- Shampoo shelves
- Foot rests
- Additional accessories available upon request (minimum quantities apply).

STANDARDS AND RATINGS

- Typical CSI Code: 06 61 13 (Div 06)
- ANSI
- ASTM (Fire Rating)
- MAS Certified Green

Code compliant when fully equipped and installed according to guidelines.

*See terms and conditions for details.

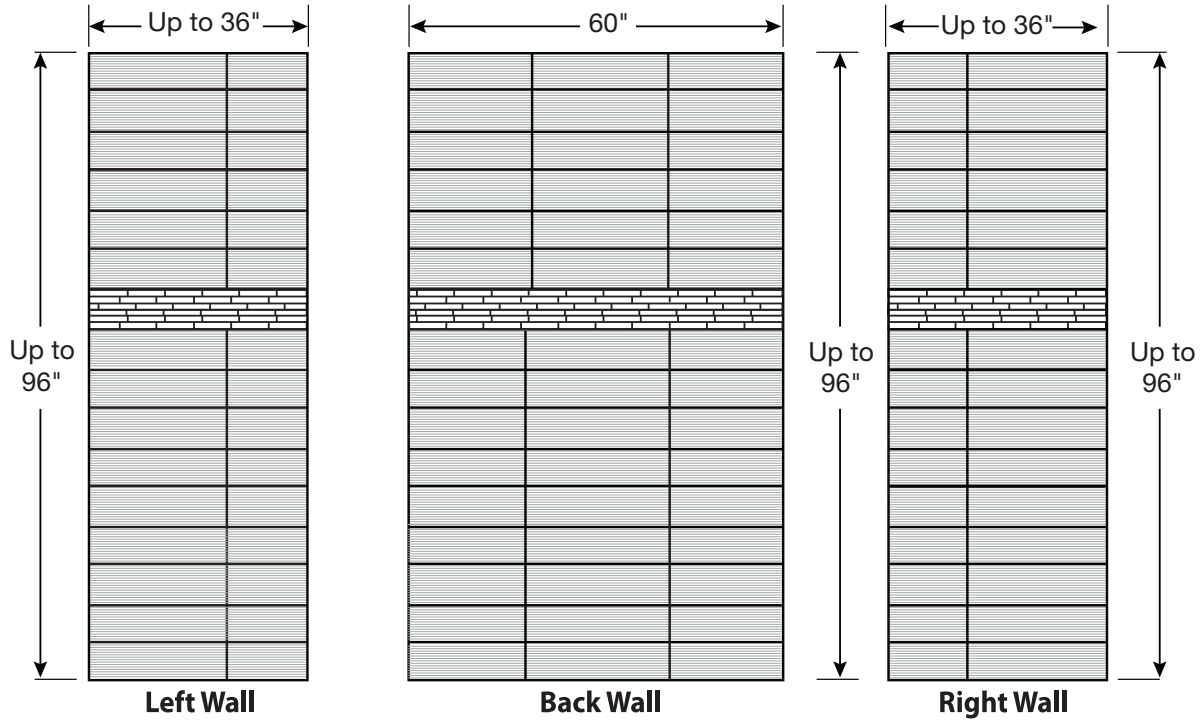


Cast Marble Solutions



WS-TX-TSL6x24

6" X 24" TEXTURED STACKED LISTELLO
CAST MARBLE



FEATURES Dimensional Tolerance $\pm \frac{1}{8}$ ". Dimensions needed for site preparation should be measured from the unit. American Bath Group assumes no responsibility for preparatory work.

Type and Model #	Material	Wall Finish	Pieces
Wall Surround #WS-TX-TSL6x24	Cast Marble	6 x 24 Textured Wall Pattern	3

DIMENSIONS

Specifications	inches
Side Wall Width:	Up to 36
Back Wall Width:	Up to 60
Height:	Up to 96
Tile Pattern	6 x 24 Textured

Rev. 09.24.20

WS-TX-TSL6x24

inches

6" X 24" HORIZONTAL TEXTURED STACKED LISTELLO
CAST MARBLE



KIT INCLUDES

- 2 side panels
- 1 back panel

Material to be stacked on pallets.

COLOR & TRIM OPTIONS

Standard Color	Code
White	SW

Optional Color	Code
Cream	SC
Ivory	SI
Warm White	WW

Additional custom colors available.

FEATURES

- Individual 'brick' size: 6" x 24"
- 6" integral dimensions listello
- Up to 96" max height
- Back Wall: up to 72" max width
- Side Walls: up to 60" max width
- Textured surface
- Nominal thickness: $\frac{1}{4}$
(+/- $\frac{1}{16}$ variance)
- Matte finish
- Minimum order quantities apply

OPTIONAL ACCESSORIES

- 2 $\frac{1}{4}$ " x up to 96" x $\frac{3}{4}$ " trim strips
- Soap dishes
- Shampoo shelves
- Foot rests
- Additional accessories available upon request (minimum quantities apply).

STANDARDS AND RATINGS

- Typical CSI Code: 06 61 13 (Div 06)
- ANSI
- ASTM (Fire Rating)
- MAS Certified Green

Code compliant when fully equipped and installed according to guidelines.

*See terms and conditions for details.

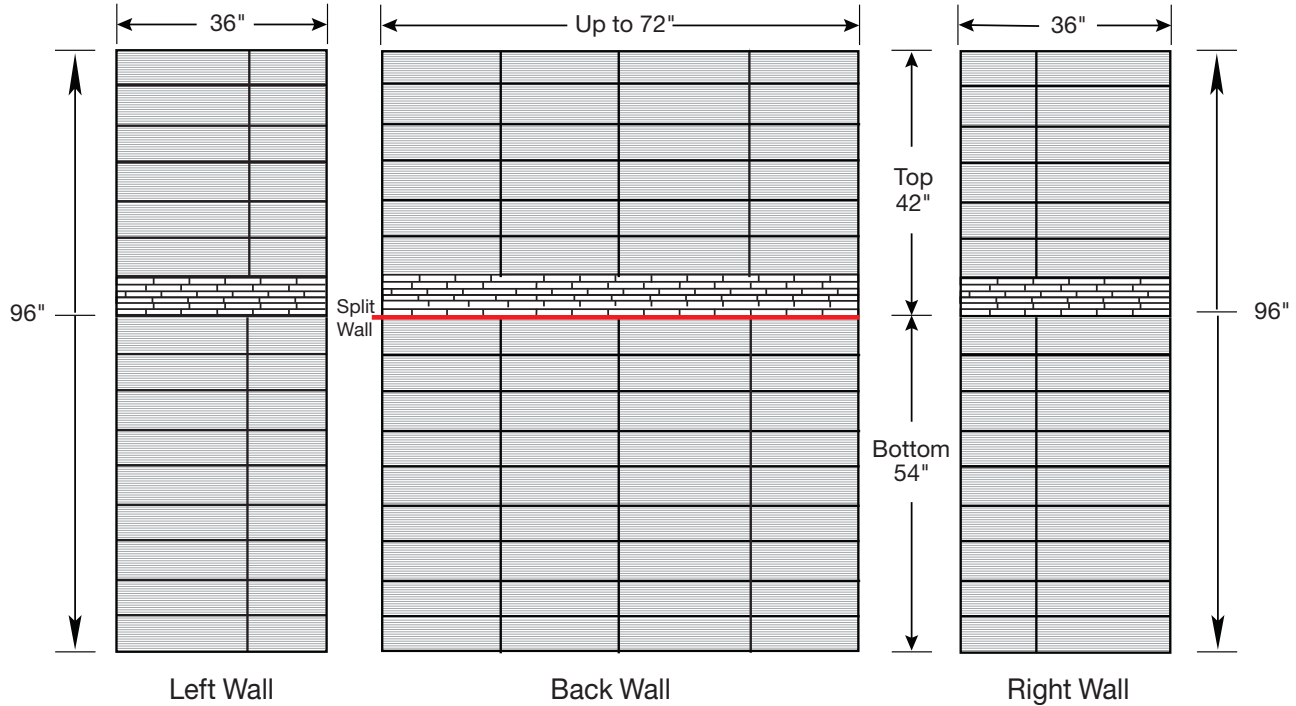


Cast Marble Solutions



WS-TX-TSL6x24

6" X 24" HORIZONTAL TEXTURED STACKED LISTELLO
CAST MARBLE



FEATURES Dimensional Tolerance $\pm \frac{1}{8}$ ". Dimensions needed for site preparation should be measured from the unit. American Bath Group assumes no responsibility for preparatory work.

Type and Model #	Material	Wall Finish	Pieces
Wall Surround #WS-TX-TSL6x24	Cast Marble	6 x 24 Horizontal Textured Wall Pattern	3

DIMENSIONS


Specifications	inches
Side Wall Width:	Up to 36
Back Wall Width:	Up to 72
Height:	Up to 96
Tile Pattern	6 x 24 Horizontal Textured

Rev. 09.24.20

WS-TX-TT6x24

inches

6" X 24" TEXTURED WALL SURROUND
CAST MARBLE



FEATURES

- Individual 'brick' size: 6" x 24"
- Up to 96" max height
- Back wall: up to 60" max width
- Side walls: up to 36" max width
- Textured surface
- Nominal thickness: 1/4
(+/- 1/16 variance)
- Matte finish
- Minimum order quantities apply

OPTIONAL ACCESSORIES

- 2" x up to 96" x 3/4" trim strips
- Soap dishes
- Shampoo shelves
- Foot rests
- Additional accessories available upon request (minimum quantities apply).

STANDARDS AND RATINGS

- Typical CSI Code: 06 61 13 (Div 06)
- ANSI
- ASTM (Fire Rating)
- MAS Certified Green

Code compliant when fully equipped and installed according to guidelines.

*See terms and conditions for details.

KIT INCLUDES

- 2 side panels
- 1 back panel

Material to be stacked on pallets.

COLOR & TRIM OPTIONS

Standard Color	Code
----------------	------

White SW

Optional Color	Code
----------------	------

Cream SC
Ivory SI
Warm White WW

Additional custom colors available.

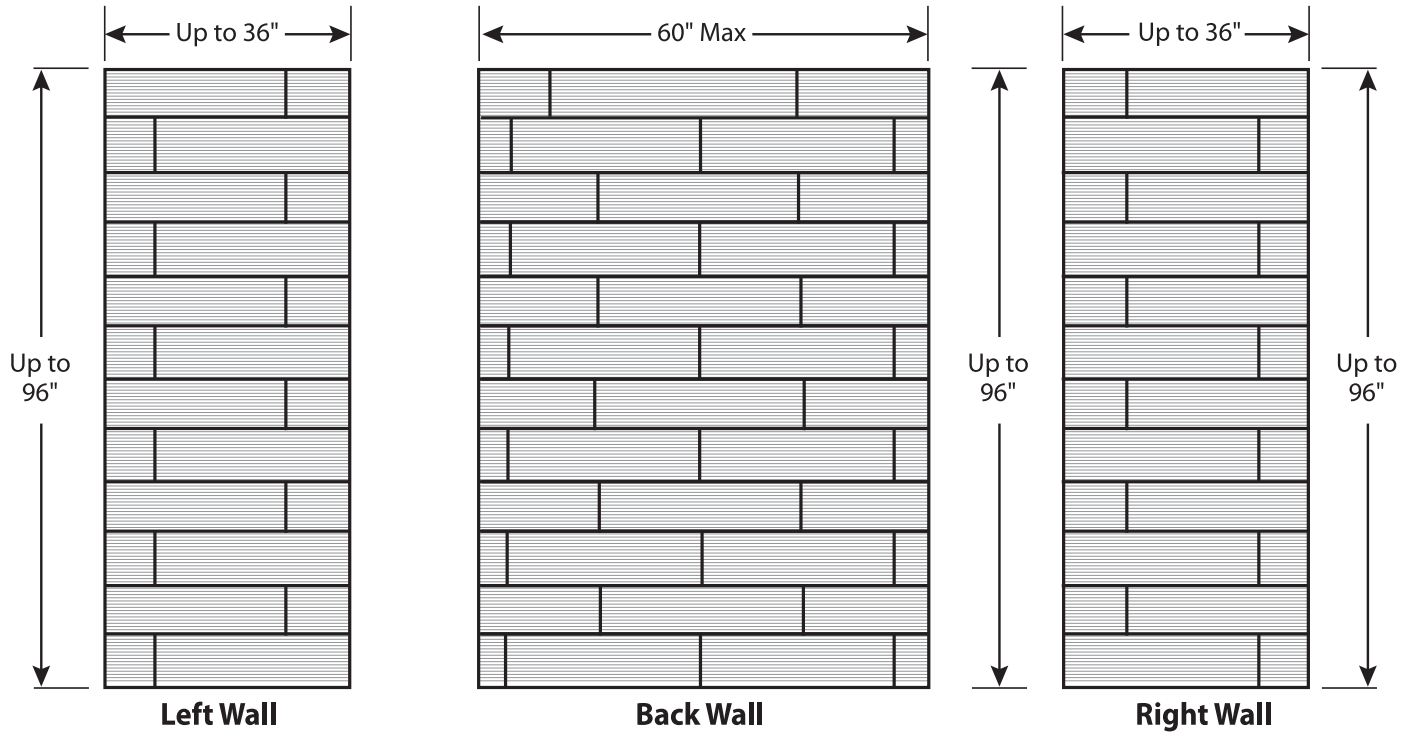


Cast Marble Solutions



WS-TX-TT6x24

6" X 24" TEXTURED WALL SURROUND
CAST MARBLE



FEATURES Dimensional Tolerance $\pm \frac{1}{8}$ ". Dimensions needed for site preparation should be measured from the unit. American Bath Group assumes no responsibility for preparatory work.

Type and Model #	Material	Wall Finish	Pieces
Wall Surround #WS-TX-TT6x24	Cast Marble	6 x 24 Textured Wall Pattern	3

DIMENSIONS

Specifications	inches
Side Wall Width:	Up to 36
Back Wall Width:	Up to 60
Height:	Up to 96
Tile Pattern	6 x 24 Textured

Rev. 09.24.20

WS-TX-VPS3x6

inches

3" X 6" VISION PATTERN WALL SURROUND CAST MARBLE



FEATURES

- Staggered brick pattern: 3" x 6"
- Textured surface
- Up to 97 5/8" max height
- Back wall: 48-60" max width
- Side walls: 30-36" max width
- Nominal thickness: 5/16" (+/- 1/16" variance)
- Matte finish
- Minimum order quantities apply

OPTIONAL ACCESSORIES

- 2 1/4" x up to 120" x 3/4" trim strips
- Soap dishes
- Shampoo shelves
- Foot rests
- Additional accessories available upon request (minimum quantities apply).

STANDARDS AND RATINGS

- Typical CSI Code: 06 61 13 (Div 06)
- ANSI
- ASTM (Fire Rating)
- MAS Certified Green

Code compliant when fully equipped and installed according to guidelines.

*See terms and conditions for details.

KIT INCLUDES

- 2 side panels
- 1 back panel

Material to be stacked on pallets.

COLOR & TRIM OPTIONS

Standard Color	Code
----------------	------

White SW

Optional Color	Code
----------------	------

Cream SC
Ivory SI
Warm White WW

Additional custom colors available.

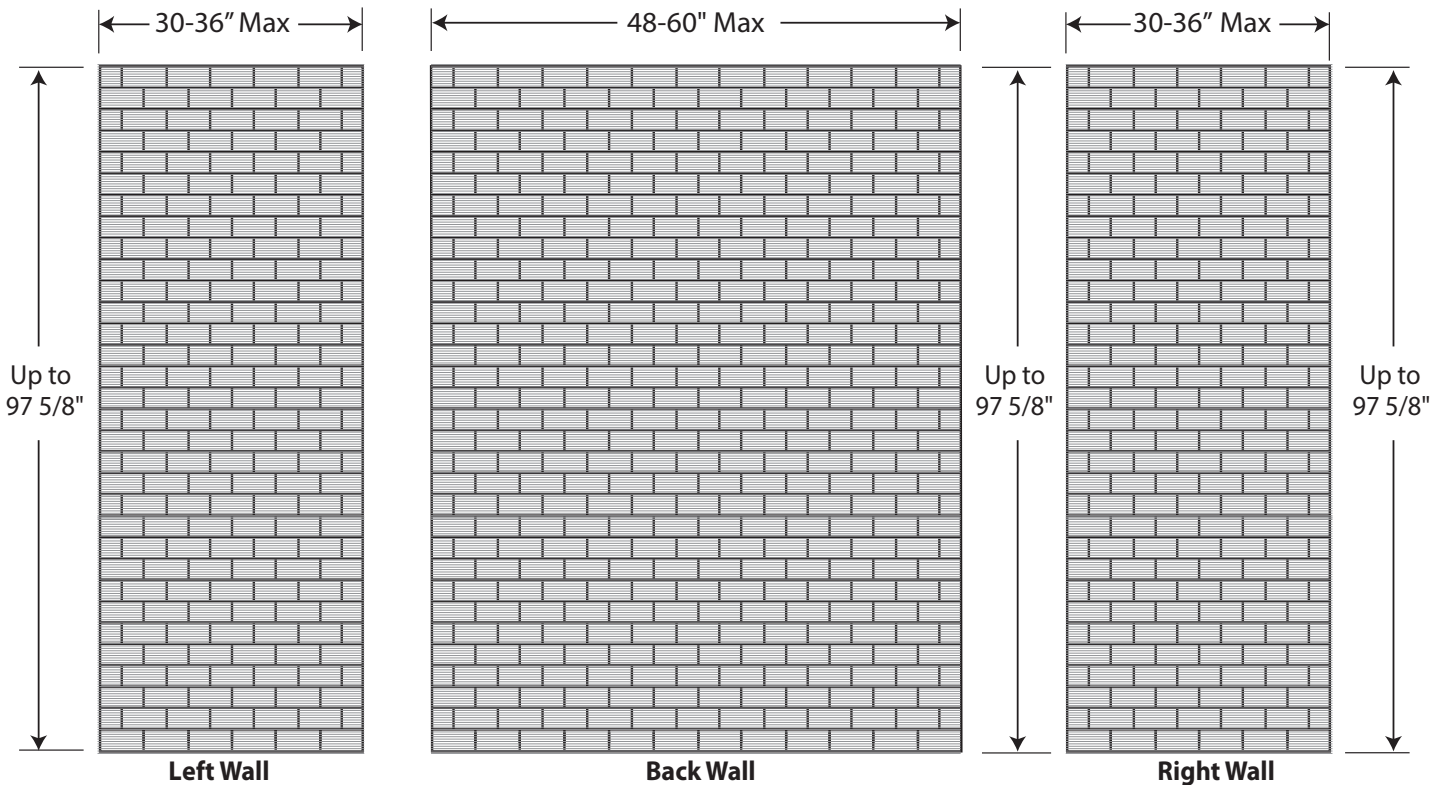


Cast Marble Solutions



WS-TX-VPS3x6

3" X 6" VISION PATTERN WALL SURROUND
CAST MARBLE



FEATURES Dimensional Tolerance $\pm \frac{1}{8}$ ". Dimensions needed for site preparation should be measured from the unit. American Bath Group assumes no responsibility for preparatory work.

Type and Model #	Material	Wall Finish	Pieces
Wall Surround #WS-TX-VPS3x6	Cast Marble	3" x 6" Textured Vision Wall Pattern	3

DIMENSIONS

Specifications	inches
Width:	30-36
Depth:	48-60
Height:	Up to 97 $\frac{5}{8}$
Tile Pattern	3" x 6" Textured Vision

Rev. 09.25.20

VERTICAL TEXTURED WALL SURROUND CAST MARBLE



KIT INCLUDES

- 2 side panels
- 1 back panel

Material to be stacked on pallets.

COLOR & TRIM OPTIONS

Standard Color	Code
White	SW

Optional Color	Code
Cream	SC
Ivory	SI
Warm White	WW

Additional custom colors available.

FEATURES

- Up to 96" max height
- Back wall: 60" max width
- Side walls: up to 36" max width
- Nominal thickness: $\frac{5}{16}$
(+/- $\frac{1}{16}$ variance) Matte finish
- Minimum order quantities apply

OPTIONAL ACCESSORIES

- 2" x up to 120" x $\frac{3}{4}$ " trim strips
- Soap dishes
- Shampoo shelves
- Foot rests
- Additional accessories available upon request (minimum quantities apply).

STANDARDS AND RATINGS

- Typical CSI Code: 06 61 13 (Div 06)
- ANSI
- ASTM (Fire Rating)
- MAS Certified Green

Code compliant when fully equipped and installed according to guidelines.

*See terms and conditions for details.

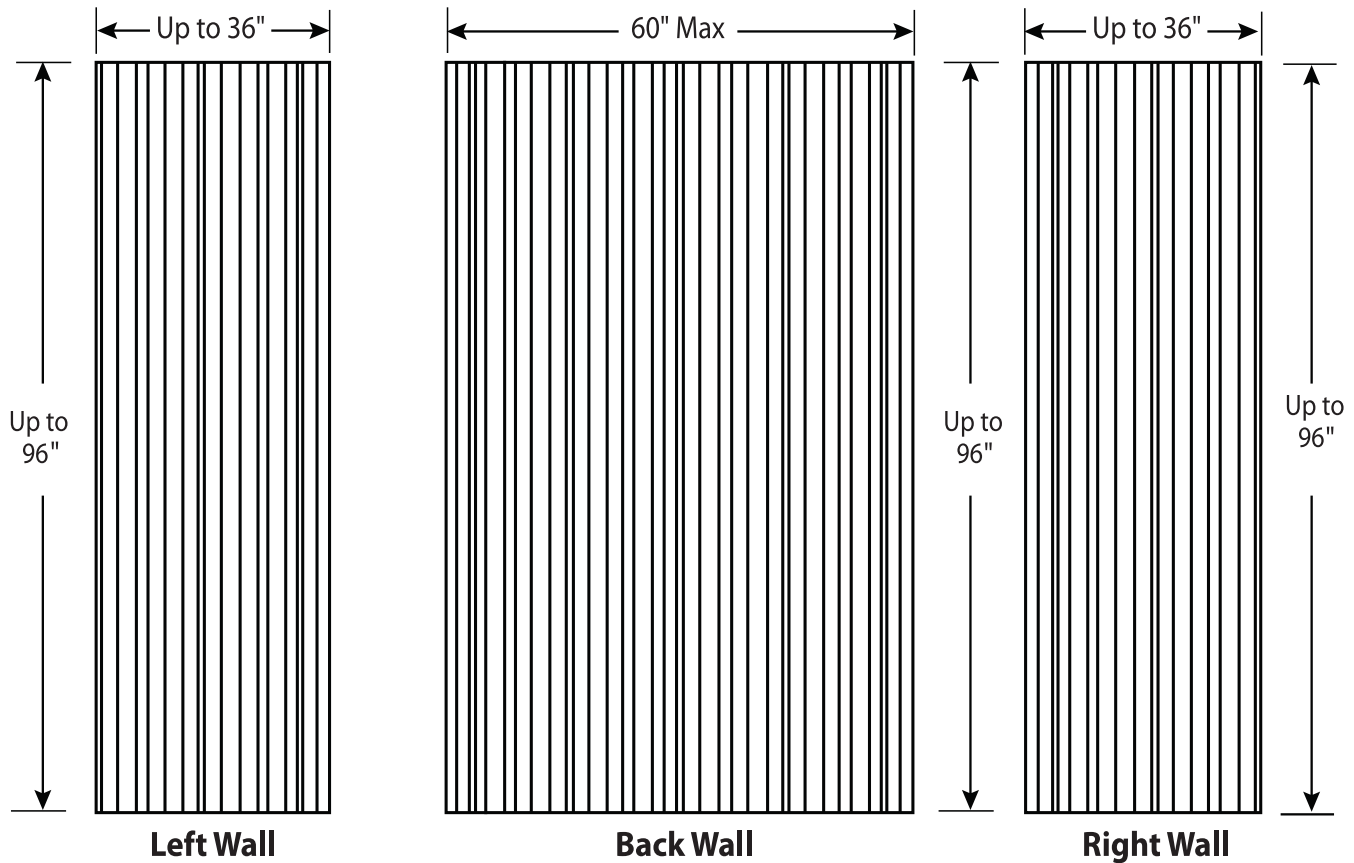


Cast Marble Solutions



WS-TX-VT

VERTICAL TEXTURED WALL SURROUND CAST MARBLE



FEATURES Dimensional Tolerance $\pm \frac{1}{8}$ ". Dimensions needed for site preparation should be measured from the unit. American Bath Group assumes no responsibility for preparatory work.

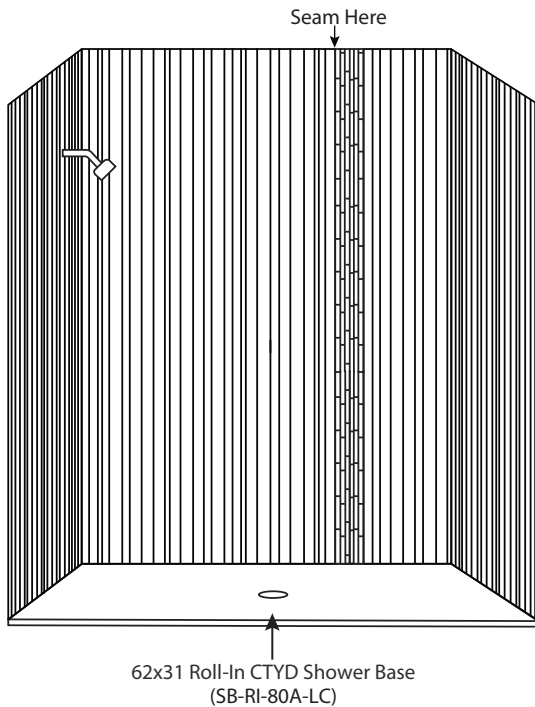
Type and Model #	Material	Wall Finish	Pieces
Wall Surround #WS-TX-VT	Cast Marble	Vertical Textured Wall Pattern	3

DIMENSIONS

Specifications	inches
Side Wall Width:	up to 36
Back Wall Width:	up to 60
Height:	Up to 96
Tile Pattern	Vertical Textured

Rev. 09.24.20

VERTICAL TEXTURED W/ VERTICAL LISTELLO WALL SURROUND CAST MARBLE



KIT INCLUDES

- 2 side panels
- 1 back panel

Material to be stacked on pallets.

COLOR & TRIM OPTIONS

Standard Color	Code
White	SW

Optional Color	Code
Cream	SC
Ivory	SI
Warm White	WW

Additional custom colors available.



Cast Marble Solutions

FEATURES

- Up to 96" max height
- Back wall: 60"W
- Side walls: 22", 30", or 36"W
- Nominal thickness: $\frac{5}{16}$
(+/- $\frac{1}{16}$ variance)
- All panels are made oversized and must be measured and cut to fit on site
- Uses include, but are not limited to, tub & shower surrounds
- Accessory and color options are available

OPTIONAL ACCESSORIES

- 2" x up to 120" x $\frac{3}{4}$ " trim strips
- Soap dishes
- Shampoo shelves
- Foot rests
- Additional accessories available upon request (minimum quantities apply).

STANDARDS AND RATINGS


- Typical CSI Code: 06 61 13 (Div 06)
- ANSI
- ASTM (Fire Rating)
- MAS Certified Green

Code compliant when fully equipped and installed according to guidelines.

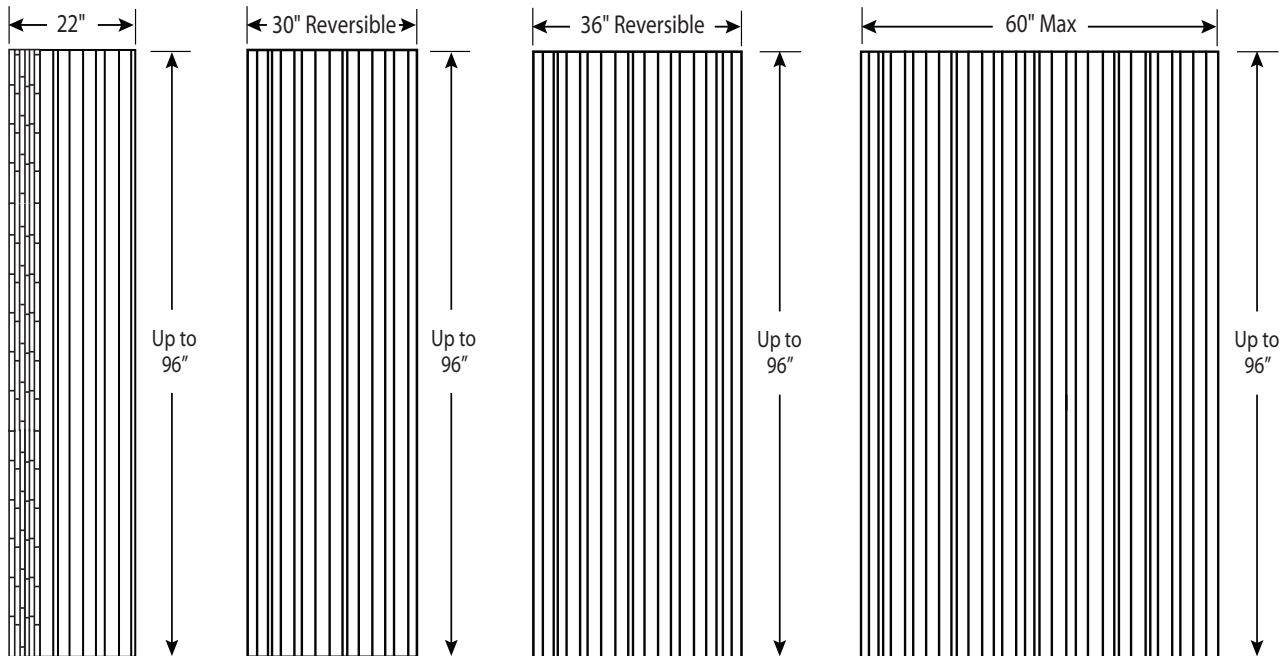
*See terms and conditions for details.



WS-TX-VTVL



VERTICAL TEXTURED W/ VERTICAL LISTELLO WALL SURROUND
CAST MARBLE



FEATURES Dimensional Tolerance $\pm \frac{1}{16}$ ". Dimensions needed for site preparation should be measured from the unit. American Bath Group assumes no responsibility for preparatory work.

Type and Model #	Material	Wall Finish	Pieces
Wall Surround #WS-TX-VTVL	Cast Marble	Vertical Textured w/ Vertical Listello Wall Pattern	3 or 4

DIMENSIONS

Specifications	inches
Side Wall Width:	22, 30, or 36
Back Wall Width:	60
Height:	Up to 96
Tile Pattern	Vertical Textured w/Vertical Listello

Rev. 09.24.20

WS-VS-TXV6x12

inches

6" X 12" TEXTURED VISION PATTERN WALL SURROUND CAST MARBLE



KIT INCLUDES

- 2 side panels
- 1 back panel

Material to be stacked on pallets.

COLOR & TRIM OPTIONS

Standard Color	Code
White	SW

Optional Color	Code
Cream	SC
Ivory	SI
Warm White	WW

Additional custom colors available.

FEATURES

- Individual 'brick' size: 6" x 12"
- Up to 96 1/2" max height
- Back wall: 48"- 60" max width
- Side walls: 30"-36" max width
- Nominal thickness: 5/16
(+/- 1/16 variance)
- Matte finish
- Minimum order quantities apply

OPTIONAL ACCESSORIES

- 2 1/4" x up to 120" x 3/4" trim strips
- Soap dishes
- Shampoo shelves
- Foot rests
- Additional accessories available upon request (minimum quantities apply).

STANDARDS AND RATINGS

- Typical CSI Code: 06 61 13 (Div 06)
- ANSI
- ASTM (Fire Rating)
- MAS Certified Green

Code compliant when fully equipped and installed according to guidelines.

*See terms and conditions for details.

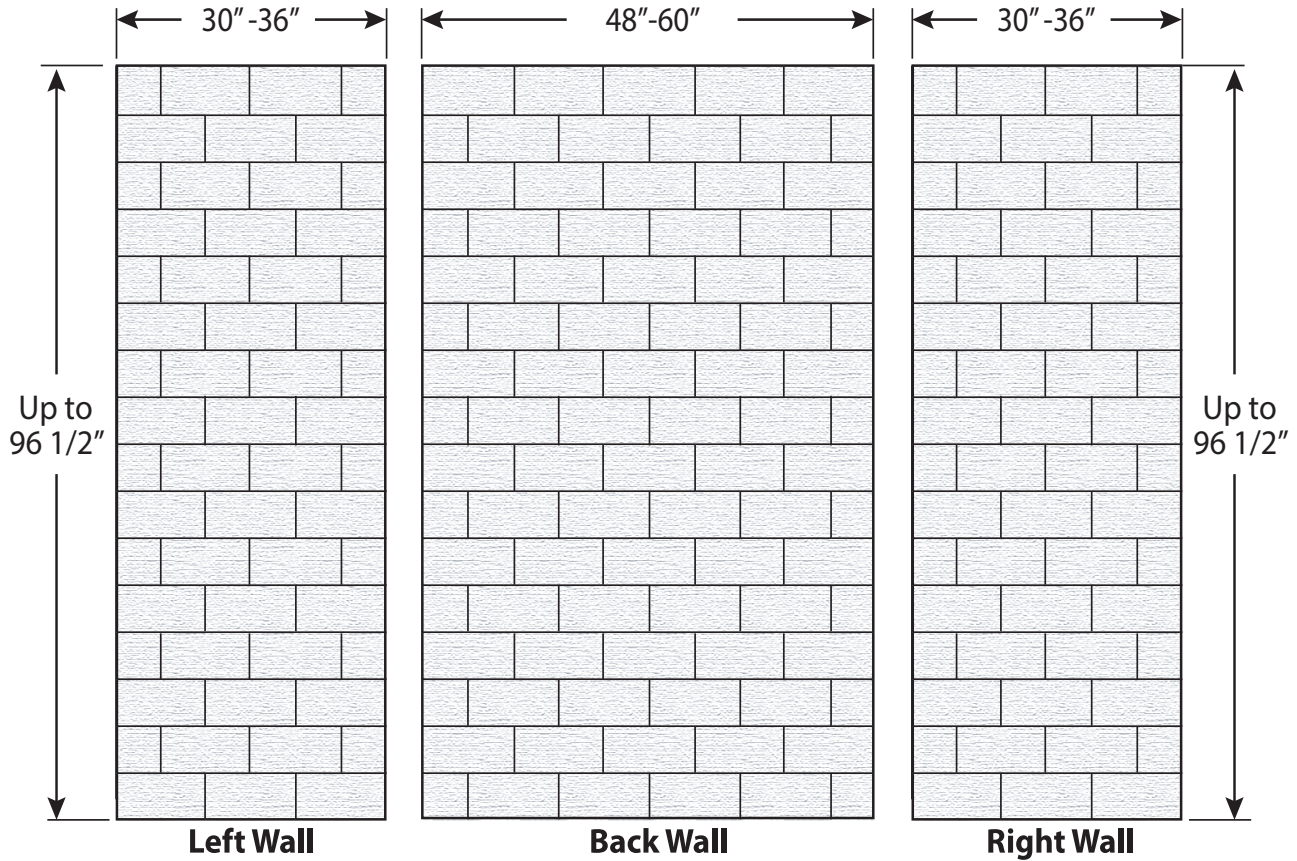


Cast Marble Solutions



WS-VS-TXV6x12

6" X 12" TEXTURED VISION PATTERN WALL SURROUND
CAST MARBLE



FEATURES Dimensional Tolerance $\pm \frac{1}{8}$ ". Dimensions needed for site preparation should be measured from the unit. American Bath Group assumes no responsibility for preparatory work.

Type and Model #	Material	Wall Finish	Pieces
Wall Surround #WS-VS-TXV6x12	Cast Marble	6" x 12" Textured Vision Wall Pattern	3

DIMENSIONS

Specifications	inches
Side Wall Width:	30-36
Back Wall Width:	48-60
Height:	Up to 96 1/2
Tile Pattern	6" x 12" Textured Vision

Rev. 09.25.20

WS-ST-KBS-3x6

inches

3" X 6" SUBWAY TILE KITCHEN BACKSPLASH CAST MARBLE



FEATURES

- 3" x 6" subway tile look for your kitchen backsplash
- Maximum dimensions: 21" in height by 160" in length.
- 1/4" Sanded grout lines
- Nominal thickness: 5/16 (+/- 1/16 variance)

STANDARDS AND RATINGS

- Typical CSI Code: 06 61 13
- ANSI
- ASTM (Fire Rating)
- MAS Certified Green

Code compliant when fully equipped and installed according to guidelines.

*See terms and conditions for details.

KIT INCLUDES

- 2 side panels
- 1 back panel

Material to be stacked on pallets.

COLOR & TRIM OPTIONS

Standard Color	Code
White	SW

Optional Color	Code
Cream	SC
Ivory	SI
Warm White	WW

Additional custom colors available.

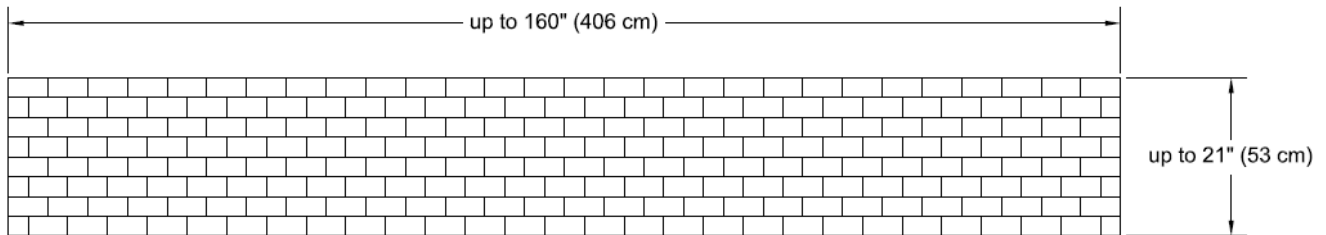


Cast Marble Solutions



WS-ST-KBS-3x6

3" X 6" SUBWAY TILE KITCHEN BACKSPLASH
CAST MARBLE



FEATURES Dimensional Tolerance $\pm \frac{1}{8}$ ". Dimensions needed for site preparation should be measured from the unit. American Bath Group assumes no responsibility for preparatory work.

Type and Model #	Material	Wall Finish	Pieces	Pkg. Wt. lbs
Wall Surround #WS-ST-SU-3X6	Cast Marble	3" x 6" Subway Tile Pattern	1	247


DIMENSIONS

Specifications	inches
Width:	160
Depth:	30
Height:	21
Tile Pattern	3" x 6" Subway Tile Pattern

WS-ST-KBS-4x0.5

inches

4" X 1/2" STAGGERED TILE KITCHEN BACKSPLASH
CAST MARBLE



KIT INCLUDES

- 2 side panels
- 1 back panel

Material to be stacked on pallets.

COLOR & TRIM OPTIONS

Standard Color	Code
White	SW

Optional Color	Code
Cream	SC
Ivory	SI
Warm White	WW

Additional custom colors available.

FEATURES

- Individual brick size: 4" x 1/2"
- Up to 24" max. height
- 63" or 87" width
- Nominal thickness: 5/16"
(+/- 1/16" variance)
- Matte finish only
- Minimum order quantities apply

OPTIONAL ACCESSORIES

- 2" x up to 96" x 3/4" trim strips
- Soap dishes
- Shampoo shelves
- Foot rests
- Additional accessories available upon request (minimum quantities apply).

STANDARDS AND RATINGS

- Typical CSI Code: 06 61 13
- ANSI
- ASTM (Fire Rating)
- MAS Certified Green

Code compliant when fully equipped and installed according to guidelines.

*See terms and conditions for details.

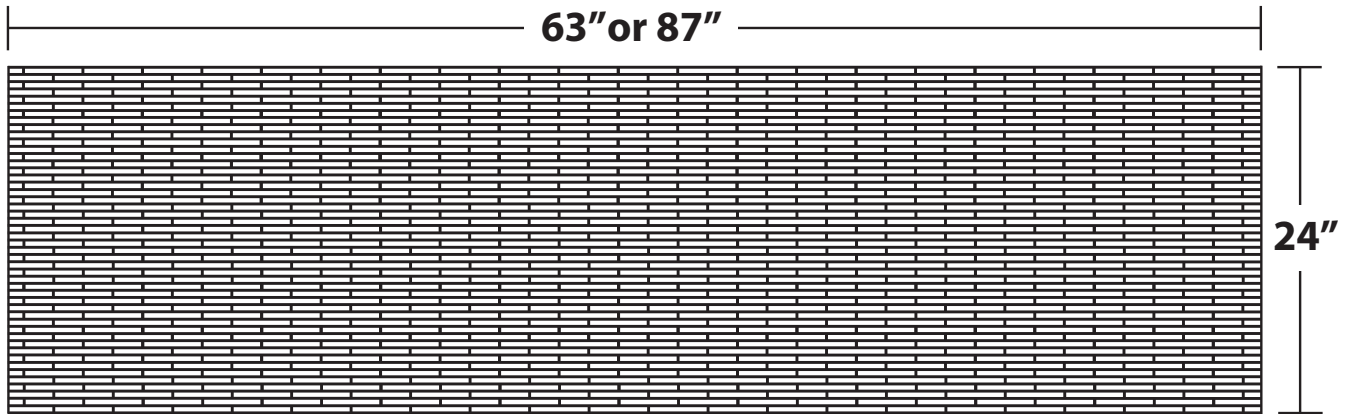


Cast Marble Solutions



WS-ST-KBS-4x0.5

4" X ½" STAGGERED TILE KITCHEN BACKSPLASH
CAST MARBLE



FEATURES Dimensional Tolerance $\pm 1/8"$. Dimensions needed for site preparation should be measured from the unit. American Bath Group assumes no responsibility for preparatory work.

Type and Model #	Material	Wall Finish	Pieces
Wall Surround #WS-ST-KBS-4x0.5	Cast Marble	4" x ½" Staggered Tile Pattern	1

DIMENSIONS

Specifications	inches
Width:	63 or 87
Height:	24
Tile Pattern	4" x ½" Staggered Tile Pattern