

# SB40x40-RCOD-VxH-LC

40 X 40 SHOWER BASE WITH LH OR RH REAR CORNER  
OFFSET VORTEX DRAIN

IMI LITECAST™

Note: Base dimensions may vary +/- 1/4"

\* Also available in IMI ProCast™



Material to be crated and  
stacked on pallets.



Cast Marble Solutions

## COLOR & TRIM OPTIONS

Standard Color	Code
White	SW

Optional Color	Code
Cream	SC
Ivory	SI
Warm White	WW



## FEATURES

- **Shower base size:** 40"x 40"
- **Standard curb size:** 3" x 3"
- **Construction:**
  - \* Solid one piece
  - \* Pre-leveled
  - \* Rests on the subfloor
  - \* Grout-free
  - \* Non-porous
  - \* Water & Leak-proof
- **Resistant to:**
  - \* Bacteria
  - \* Mold and mildew
  - \* Stains (easy to clean)
- **Flange:** Industrial composite  
(attached in our factory)

## STANDARDS AND RATINGS

- Typical CSI Code: 22 42 23 (Div 22)
- Complies with ANSI Z124 Test
- Complies with ASTM F 462  
(Anti-slip test), Our lowest value  
read was 0.07, test requires 0.04
- MAS Certified Green
- ASTM (Fire rating)

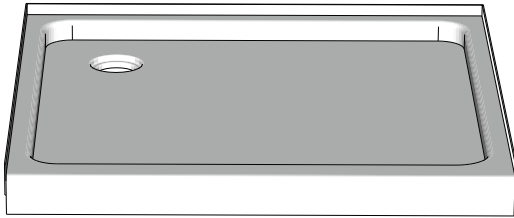
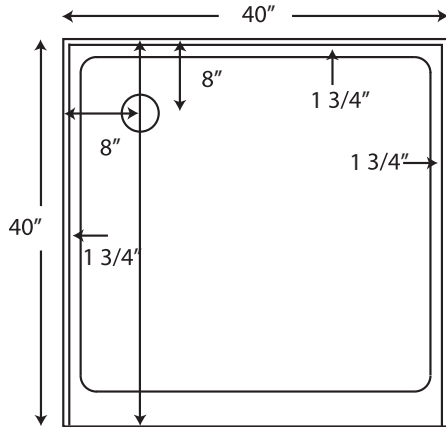
Code compliant when fully equipped and  
installed according to guidelines.



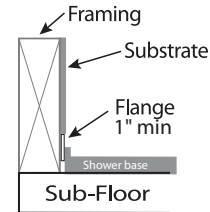
## SB40x40-RCOD-VxH-LC

40 X 40 SHOWER BASE WITH LH OR RH REAR CORNER  
OFFSET VORTEX DRAIN  
IMI LITECAST™

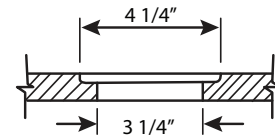
### Top View



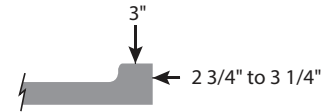
### Flange Details: (U.S.)



### Drain Details: (U.S.)




### Side View of Curb



**FEATURES:** Dimensional Tolerance  $\pm \frac{1}{4}$ ". Dimensions needed for site preparation should be measured from the unit. American Bath Group assumes no responsibility for preparatory work.

Type and Model #	Material	Shower Base	Pieces
Shower Base #SB40x40-RCOD-VxH-LC	Cast Marble	Anti-Slip/Textured Finish	1

### REQUIRED DRAIN

Image	Description
	Note: Drain opening is NOT a standard drain opening. This base can only be used with WingIts Vortex Shower Drain pictured.

Drains are not sold by IMI

Rev. 02.2024