

SB-RIC

ADA COMPLIANT CUSTOM SHOWER BASE WITH CURB IMI LITECAST™

* Also available in IMI ProCast™

Note: Base dimensions may vary +/- 1/4"



COLOR & TRIM OPTIONS

Standard Color	Code
White	SW

Optional Color	Code
Cream	SC
Ivory	SI
Warm White	WW

Material to be crated and stacked on pallets.



Cast Marble Solutions



FEATURES

- Shower base size: 116"x 88"
- Curb size : 3 1/2" x 3 1/4"
- Construction: * Solid one piece
* Pre-leveled
* Rests on the subfloor
* Grout-free
* Non-porous
* Water & Leak-proof
- Resistant to: *Bacteria
* Mold and mildew
* Stains (easy to clean)
- Flange: Industrial composite (attached in our factory)

STANDARDS AND RATINGS

- Typical CSI Code: 22 42 23 (Div 22)
- Complies with ANSI Z124 Test
- Complies with ASTM F 462 (Anti-slip test), Our lowest value read was 0.07, test requires 0.04
- MAS Certified Green
- ASTM (Fire rating)

Code compliant when fully equipped and installed according to guidelines.

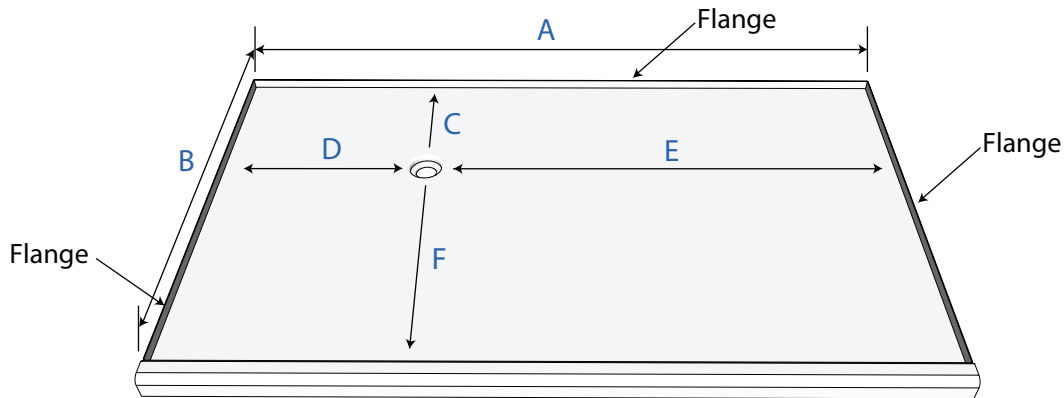


ABG HOSPITALITY



SB-RIC

ADA COMPLIANT CUSTOM SHOWER BASE WITH CURB IMI LITECAST™



Dimensions:

A = 116" max

B = 88" max

Drain Location:

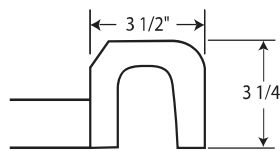
C = 44" max, 8" min.

D = 58" max, 8" min.

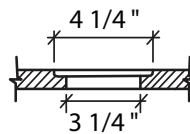
E = 58" max, 8" min.

F = 44" max, 8" min.

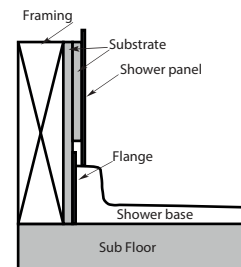
Curb Cross-Section View:



Drain Details: (U.S.)





Flange Details: (U.S.)



FEATURES Dimensional Tolerance $\pm 1/4"$ Dimensions needed for site preparation should be measured from the unit. American Bath Group assume no responsibility for preparatory work.

Type and Model #	Material	Shower Base	Pieces
Shower Base #SB-RIC	Cast Marble	Anti-Slip/Textured Finish	1

SUGGESTED DRAINS

Image	Description
	Solvent Weld type fitting similar to Oatey Part No. 42097
	Compression type "No-Caulk" fitting similar to Oatey Part No. 42099

Rev. 07.24