

# SB60x34-8TD-xH-LC

## 60 X 34 SHOWER BASE WITH 8" TRENCH DRAIN IMI LITECAST™

Note: Base dimensions may vary +/- 1/4"

\* Also available in IMI ProCast™



### DRAIN FINISHES

Solid Cover	Code
Brushed Stainless Steel	SS
Ornamental (Slotted)	OSS
Decorative (Perforated)	DSS
Powder Coated	W, MB

Material to be crated and stacked on pallets.



Cast Marble Solutions

### COLOR & TRIM OPTIONS

Standard Color	Code
White	SW

Optional Color	Code
Cream	SC
Ivory	SI
Warm White	WW



## FEATURES

- **Shower base size:** 60"x 34"
- **Low profile curb size:** 3" x 4"
- **Construction:** \* Solid one piece  
\* Pre-leveled  
\* Rests on the subfloor  
\* Grout-free  
\* Non-porous  
\* Water & Leak-proof
- **Resistant to:** \*Bacteria  
\* Mold and mildew  
\* Stains (easy to clean)
- **Flange:** Industrial composite  
(attached in our factory)

## STANDARDS AND RATINGS

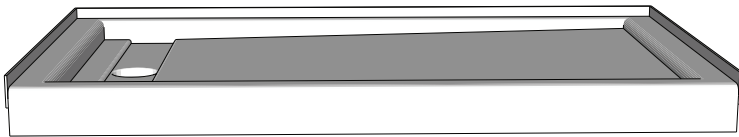
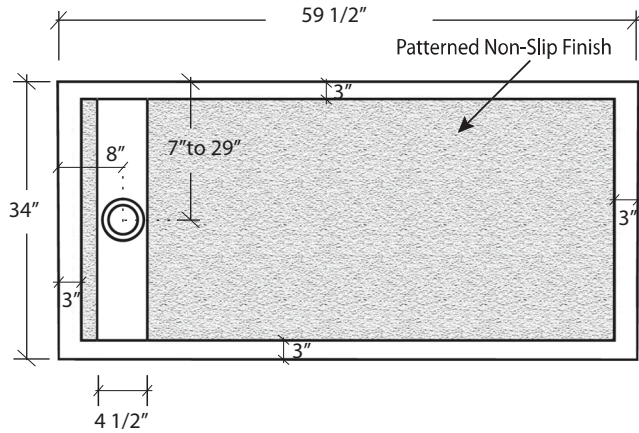
- Typical CSI Code: 22 42 23 (Div 22)
- Complies with ANSI Z124 Test
- Complies with ASTM F 462 (Anti-slip test), Our lowest value read was 0.07, test requires 0.04
- MAS Certified Green
- ASTM (Fire rating)

Code compliant when fully equipped and installed according to guidelines.

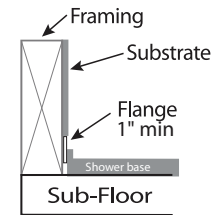


# SB60x34-8TD-xH-LC

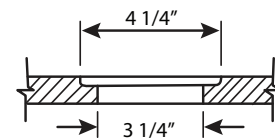
60 X 34 SHOWER BASE WITH 8" TRENCH DRAIN  
IMI LITECAST™



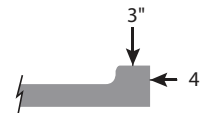
## Flange Details: (U.S.)



## Drain Details: (U.S.)





## Side View of Curb



**FEATURES** Dimensional Tolerance  $\pm \frac{1}{4}$ ". Dimensions needed for site preparation should be measured from the unit. American Bath Group assumes no responsibility for preparatory work.

Type and Model #	Material	Shower Base	Pieces
Shower Base #SB60x34-8TD-xH-LC	Cast Marble	Anti-Slip/Textured Finish	1

## SUGGESTED DRAINS

Image	Description
	Solvent Weld type fitting similar to Oatey Part No. 42097
	Compression type "No-Caulk" fitting similar to Oatey Part No. 42099

Drains are not sold by IMI

Rev. 05.24