

SB40x40-RCOD-VORTEX-LC

40 X 40 SHOWER BASE WITH WINGLT DRAIN
IMI LITECAST™

Note: Base dimensions may vary +/- 1/4"



Material to be crated and stacked on pallets.



Cast Marble Solutions

COLOR & TRIM OPTIONS

Standard Color	Code
White	SW

Optional Color	Code
Cream	SC
Ivory	SI
Warm White	WW



FEATURES

- **Shower base size:** 40"x 40"
- **Low profile curb size:** 3" x 3 1/2"
- **Construction:** * Solid one piece
* Pre-leveled
* Rests on the subfloor
* Grout-free
* Non-porous
* Water & Leak-proof
- **Resistant to:** *Bacteria
* Mold and mildew
* Stains (easy to clean)
- **Flange:** Industrial composite (attached in our factory)

STANDARDS AND RATINGS

- Typical CSI Code: 22 42 23 (Div 22)
- Complies with ANSI Z124 Test
- Complies with ASTM F 462 (Anti-slip test), Our lowest value read was 0.07, test requires 0.04
- MAS Certified Green
- ASTM (Fire rating)

Code compliant when fully equipped and installed according to guidelines.



ABG HOSPITALITY

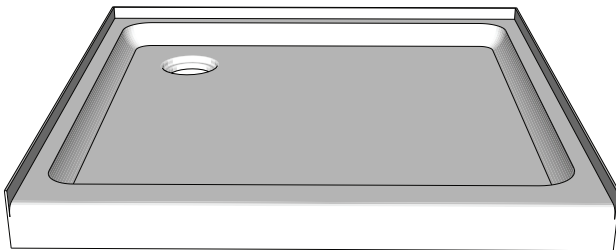
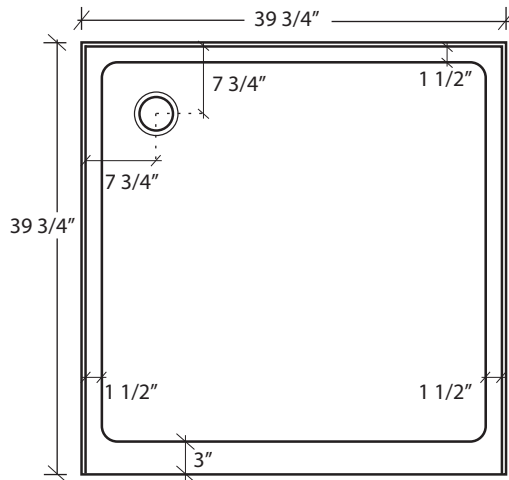


SB40x40-RCOD-VORTEX-LC

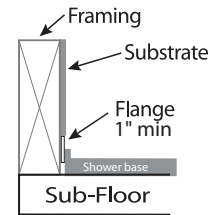
40 X 40 SHOWER BASE WITH WINGLT DRAIN

IMI LITECAST™

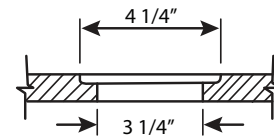
Top View



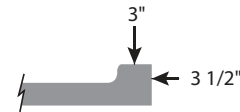
Flange Details: (U.S.)



Drain Details: (U.S.)



Side View of Curb





Note: Drain opening is NOT a standard drain opening. This pan can only be used with the Winglt drain listed below

FEATURES: Dimensional Tolerance $\pm 1/4"$. Dimensions needed for site preparation should be measured from the unit. American Bath Group assumes no responsibility for preparatory work.

Type and Model #	Material	Shower Base	Pieces
Shower Base #SB40x40-RCOD-VORTEX-LC	Cast Marble	Anti-Slip/Textured Finish	1

SUGGESTED DRAINS

Image	Description
	Solvent Weld type fitting similar to Oatey Part No. 42097
	Compression type "No-Caulk" fitting similar to Oatey Part No. 42099

Drains are not sold by IMI

Rev. 2225