

SB60x32-7OD-xH-LC

60.25 X 32 SHOWER BASE WITH STANDARD LH OR RH OFFSET DRAIN IMI LITECAST™

Note: Base dimensions may vary +/- 1/4"

* Also available in IMI ProCast™



Material to be crated and stacked on pallets.



Cast Marble Solutions

COLOR & TRIM OPTIONS

Standard Color	Code
White	SW

Optional Color	Code
Cream	SC
Ivory	SI
Warm White	WW



FEATURES

- Shower base size: 60" x 32"
- Curb size: 3" x 4 3/4"
- Construction: * Solid one piece
* Pre-levleled
* Rests on the subfloor
* Grout-free
* Non-porous
* Water & Leak-proof
- Resistant to: *Bacteria
* Mold and mildew
* Stains (easy to clean)
- Flange: Industrial composite (attached in our factory)

STANDARDS AND RATINGS

- Typical CSI Code: 22 42 23 (Div 22)
- Complies with ANSI Z124 Test
- Complies with ASTM F 462 (Anti-slip test), Our lowest value read was 0.07, test requires 0.04
- MAS Certified Green
- ASTM (Fire rating)

Code compliant when fully equipped and installed according to guidelines.

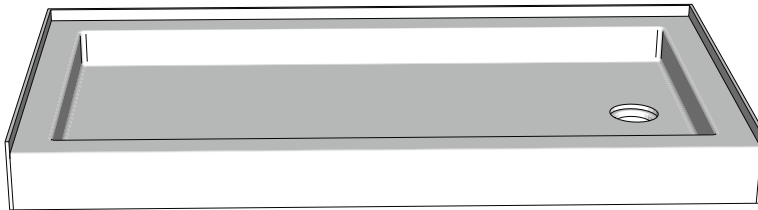
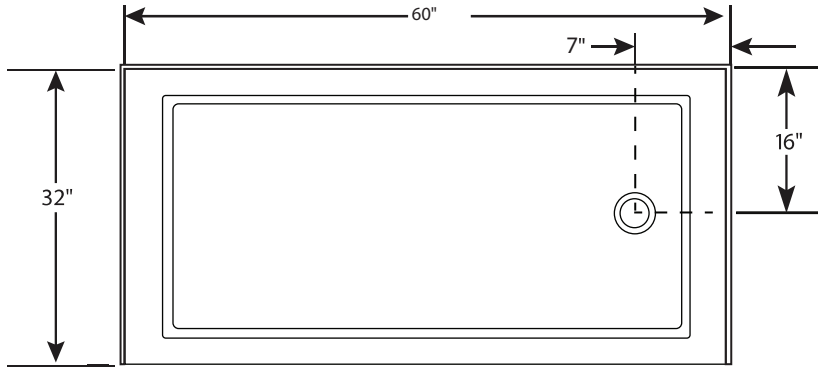


ABG HOSPITALITY

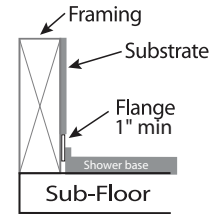


SB60x32-7OD-xH-LC

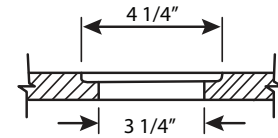
60 X 32 SHOWER BASE WITH STANDARD LH OR RH OFFSET
DRAIN IMI LITECAST™



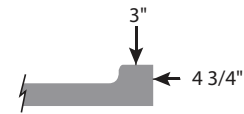
Flange Details: (U.S.)



Drain Details: (U.S.)





Side View of Curb



FEATURES: Dimensional Tolerance $\pm 1/4"$. Dimensions needed for site preparation should be measured from the unit. American Bath Group assumes no responsibility for preparatory work.

Type and Model #	Material	Shower Base	Pieces
Shower Base #SB60x32-7OD-xH-LC	Cast Marble	Anti-Slip/Textured Finish	1

SUGGESTED DRAINS

Image	Description
	Solvent Weld type fitting similar to Oatey Part No. 42097
	Compression type "No-Caulk" fitting similar to Oatey Part No. 42099

Drains are not sold by IMI

Rev. 2225