

SB60X30-8TD-XH-LC

60 X 30 SHOWER BASE WITH 8" TRENCH DRAIN
IMI LITECAST™

Note: Base dimensions may vary +/- 1/4"

* Also available in IMI ProCast™



Material to be Crated and
Stacked on Pallets.



Cast Marble Solutions

COLOR & TRIM OPTIONS

Standard Color	Code
White	SW

Optional Color	Code
Cream	SC
Ivory	SI
Warm White	WW



FEATURES

- Shower base size: 60"x 30"
- Curb size: 3" x 3"
- Construction: * Solid one piece
 - * Pre-leveled
 - * Rests on the subfloor
 - * Grout-free
 - * Non-porous
 - * Water & Leak-proof
- Resistant to: *Bacteria
 - * Mold and mildew
 - * Stains (easy to clean)
- Flange: Industrial composite (attached in our factory)

STANDARDS AND RATINGS

- Typical CSI Code: 22 42 23 (Div 22)
- Complies with ANSI Z124 Test
- Complies with ASTM F 462 (Anti-slip test), Our lowest value read was 0.07, test requires 0.04
- MAS Certified Green

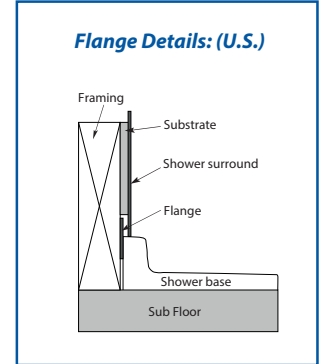
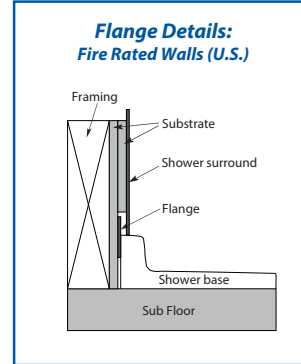
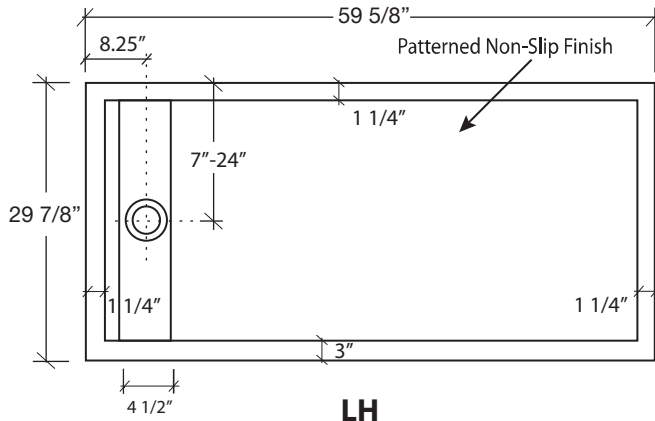
Code compliant when fully equipped and installed according to guidelines.



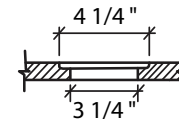
SB60X30-8TD-XH-LC

60 X 30 SHOWER BASE WITH 8" TRENCH DRAIN
IMI LITECAST™

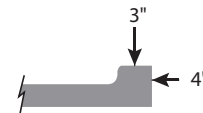
Top View



Drain Details: (U.S.)



Side View of Curb



*LH option shown, RH option available



*Note: 2% sloped towards the drain

Size Not To Scale

FEATURES Dimensional Tolerance $\pm \frac{1}{4}"$. Dimensions needed for site preparation should be measured from the unit. American Bath Group assumes no responsibility for preparatory work.

Type and Model #	Material	Shower Base	Pieces
Shower Base #SB60x30-8TD-xH-LC	Cast Marble	Anti-Slip/Textured Finish	1

SUGGESTED DRAINS

Image	Description
	Solvent Weld type fitting similar to Oatey Part No. 42097
	Compression type "No-Caulk" fitting similar to Oatey Part No. 42099

Drains are not sold by IMI

v.2225