

# SB60X32-8TD-XH-LC

60 X 32 SHOWER BASE WITH 8" TRENCH DRAIN

IMI LITECAST™

Note: Base dimensions may vary +/- 1/4"

\* Also available in IMI ProCast™



Material to be Crated and Stacked on Pallets.



Cast Marble Solutions

## COLOR & TRIM OPTIONS

Standard Color	Code
White	SW

Optional Color	Code
Cream	SC
Ivory	SI
Warm White	WW



## FEATURES

- Shower base size: 60"x 32"
- Curb size: 3" x 3 1/2"
- Construction: \* Solid one piece
  - \* Pre-leveled
  - \* Rests on the subfloor
  - \* Grout-free
  - \* Non-porous
  - \* Water & Leak-proof
- Resistant to: \*Bacteria
  - \* Mold and mildew
  - \* Stains (easy to clean)
- Flange: Industrial composite (attached in our factory)

## STANDARDS AND RATINGS

- Typical CSI Code: 22 42 23 (Div 22)
- Complies with ANSI Z124 Test
- Complies with ASTM F 462 (Anti-slip test), Our lowest value read was 0.07, test requires 0.04
- MAS Certified Green

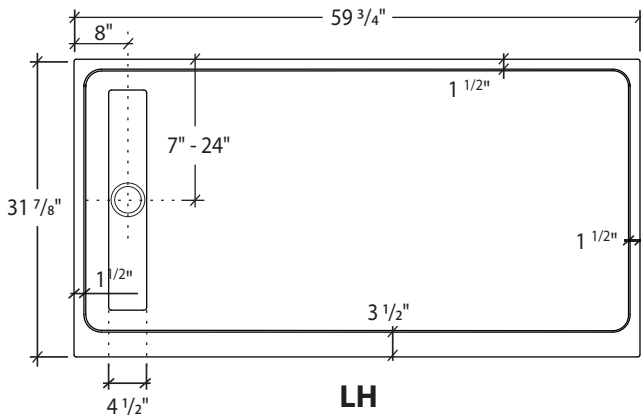
Code compliant when fully equipped and installed according to guidelines.



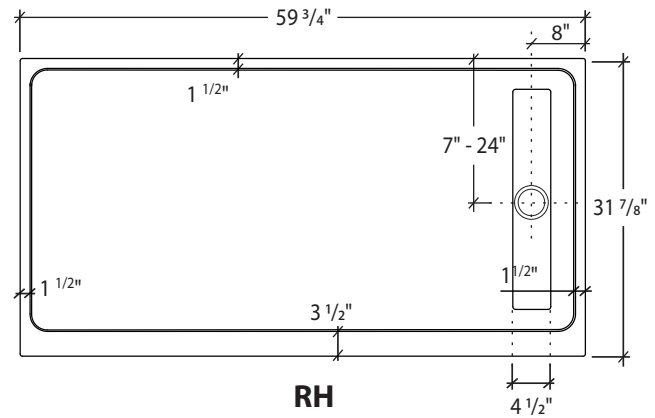
## SB60X32-8TD-XH-LC

60 X 32 SHOWER BASE WITH 8" TRENCH DRAIN  
IMI LITECAST™

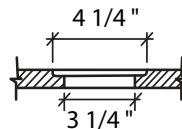
Top View



Top View

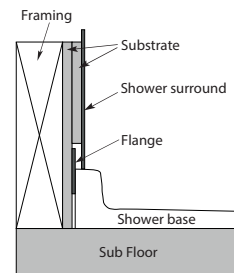


Drain Details: (U.S.)

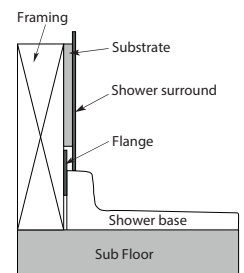


\*Note: 2% sloped towards the drain

Flange Details:  
Fire Rated Walls (U.S.)



Flange Details: (U.S.)





Size Not To Scale

**FEATURES** Dimensional Tolerance  $\pm \frac{1}{4}$ ". Dimensions needed for site preparation should be measured from the unit. American Bath Group assumes no responsibility for preparatory work.

Type and Model #	Material	Shower Base	Pieces
Shower Base #SB60x32-8TD-xH-LC	Cast Marble	Anti-Slip/Textured Finish	1

### SUGGESTED DRAINS

Image	Description
	Solvent Weld type fitting similar to Oatey Part No. 42097
	Compression type "No-Caulk" fitting similar to Oatey Part No. 42099

Drains are not sold by IMI

v.3225