

SB60X36-4TD-XH-LC

60 X 36 SHOWER BASE WITH 4" TRENCH DRAIN

IMI LITECAST™

Note: Base dimensions may vary +/- 1/4"

* Also available in IMI ProCast™



FEATURES

- **Shower base size:** 60"x 36"
- **Curb size:** 3" x 3"
- **Construction:**
 - * Solid one piece
 - * Pre-leveled
 - * Rests on the subfloor
 - * Grout-free
 - * Non-porous
 - * Water & Leak-proof
- **Resistant to:**
 - * Bacteria
 - * Mold and mildew
 - * Stains (easy to clean)
- **Flange:** Industrial composite (attached in our factory)

STANDARDS AND RATINGS

- Typical CSI Code: 22 42 23 (Div 22)
- Complies with ANSI Z124 Test
- Complies with ASTM F 462 (Anti-slip test), Our lowest value read was 0.07, test requires 0.04
- MAS Certified Green

Code compliant when fully equipped and installed according to guidelines.

DRAIN FINISHES

Solid Cover	Code
Brushed Stainless Steel	SS
Ornamental (Slotted)	OSS
Decorative (Perforated)	DSS
Powder Coated	W, MB

Material to be Crated and Stacked on Pallets.

COLOR & TRIM OPTIONS

Standard Color	Code
White	SW

Optional Color	Code
Cream	SC
Ivory	SI
Warm White	WW

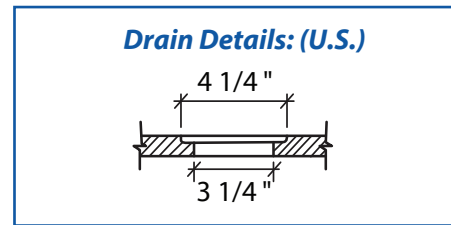
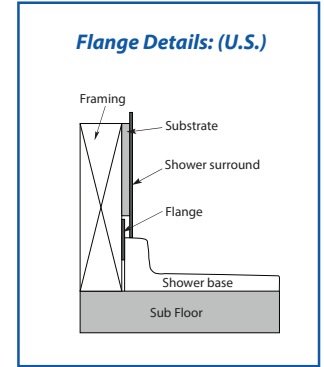
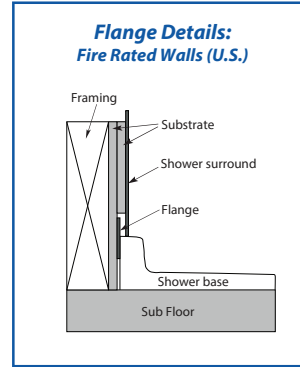
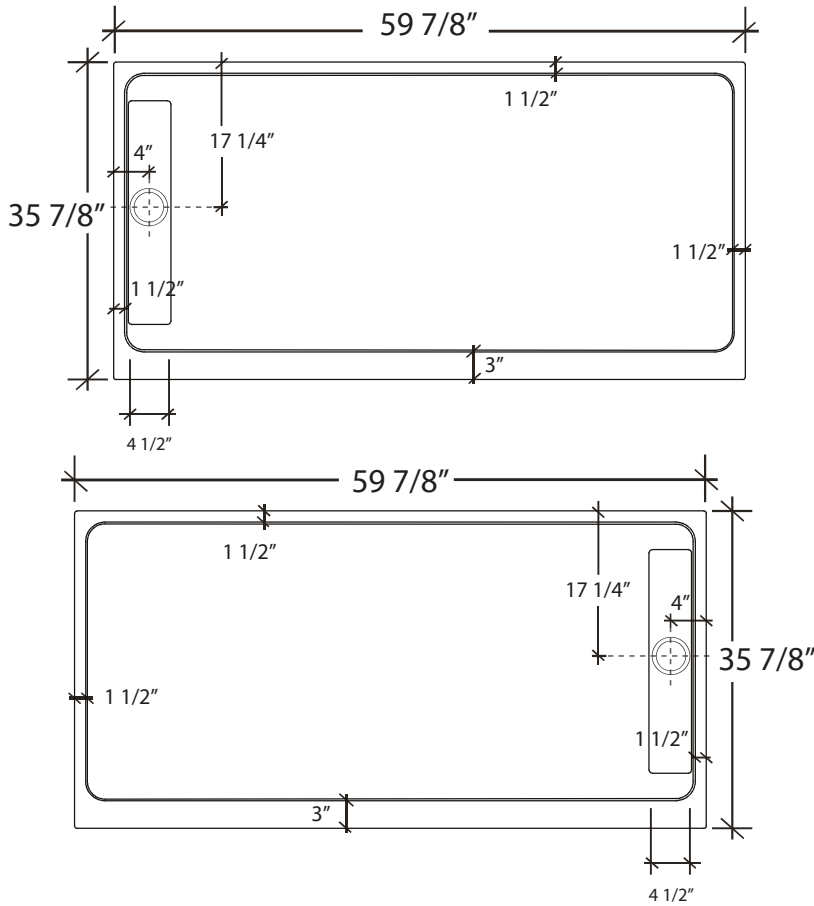


Cast Marble Solutions

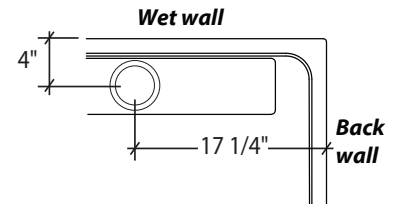
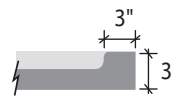


SB60X36-4TD-XH-LC

60 X 36 SHOWER BASE WITH 4" TRENCH DRAIN
IMI LITECAST™



Side View of Curb





Drain Location Detail

FEATURES Dimensional Tolerance $\pm \frac{1}{4}"$. Dimensions needed for site preparation should be measured from the unit. American Bath Group assumes no responsibility for preparatory work.

Type and Model #	Material	Shower Base	Pieces
Shower Base #SB60x36-3.5TD-xH-LC	Cast Marble	Anti-Slip/Textured Finish	1

SUGGESTED DRAINS

Image	Description
	Solvent Weld type fitting similar to Oatey Part No. 42097
	Compression type "No-Caulk" fitting similar to Oatey Part No. 42099

Drains are not sold by IMI

v.2225