


SB60x38-16.5OD-xH-FHA-LC

60 X 38 SHOWER BASE WITH OFFSET DRAIN
IMI LITECAST™

Note: Base dimensions may vary +/- 1/4"

*Also available in IMI ProCast™



Material to be crated and stacked on pallets.



Cast Marble Solutions

COLOR & TRIM OPTIONS

Standard Color	Code
White	SW

Optional Color	Code
Cream	SC
Ivory	SI
Warm White	WW



FEATURES

- **Shower base size:** 60"x 38"
- **Low profile curb size:** 3" x 3"
- **Construction:** * Solid one piece
* Pre-leveled
* Rests on the subfloor
* Grout-free
* Non-porous
* Water & Leak-proof
- **Resistant to:** *Bacteria
* Mold and mildew
* Stains (easy to clean)
- **Flange:** Industrial composite (attached in our factory)

STANDARDS AND RATINGS

- Typical CSI Code: 22 42 23 (Div 22)
- Complies with ANSI Z124 Test
- Complies with ASTM F 462 (Anti-slip test), Our lowest value read was 0.07, test requires 0.04
- MAS Certified Green
- ASTM (Fire rating)

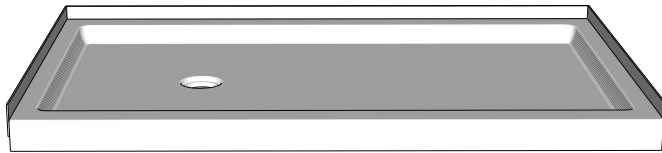
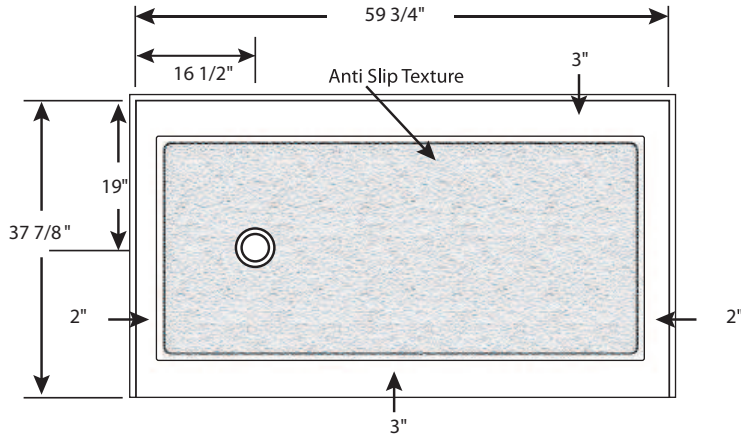
Code compliant when fully equipped and installed according to guidelines.



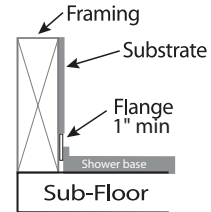
SB60x38-16.5OD-xH-FHA-LC

60 X 38 SHOWER BASE WITH OFFSET DRAIN
IMI LITECAST™

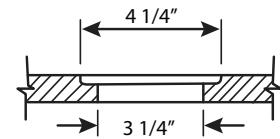
Top View - Left Drain



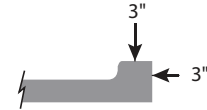
Flange Details: (U.S.)



Drain Details: (U.S.)





Side View of Curb



FEATURES Dimensional Tolerance $\pm \frac{1}{4}"$. Dimensions needed for site preparation should be measured from the unit. American Bath Group assumes no responsibility for preparatory work.

Type and Model #	Material	Shower Base	Pieces
Shower Base #SB60x38U-8.5OD-LC	Cast Marble	Anti-Slip/Textured Finish	1

SUGGESTED DRAINS

Image	Description
	Solvent Weld type fitting similar to Oatey Part No. 42097
	Compression type "No-Caulk" fitting similar to Oatey Part No. 42099

Drains are not sold by IMI

Rev. 22.2025