

SB66X42-6.5TD-XH-LC

66 X 42 LH OR RH SHOWER BASE WITH 6.5" TRENCH DRAIN
IMI LITECAST™

Note: Base dimensions may vary +/- 1/4"

* Also available in IMI ProCast™



DRAIN FINISHES

Solid Cover	Code
Brushed Stainless Steel	SS
Ornamental (Slotted)	OSS
Decorative (Perforated)	DSS
Powder Coated	W, MB

Material to be Crated and
Stacked on Pallets.



Cast Marble Solutions

COLOR & TRIM OPTIONS

Standard Color	Code
White	SW

Optional Color	Code
Cream	SC
Ivory	SI
Warm White	WW



FEATURES

- Shower base size: 66"x 42"
- Low profile curb size: 3" x 3"
- Construction: * Solid one piece
* Pre-leveled
* Rests on the subfloor
* Grout-free
* Non-porous
* Water & Leak-proof
- Resistant to: * Bacteria
* Mold and mildew
* Stains (easy to clean)
- Flange: Industrial composite
(attached in our factory)

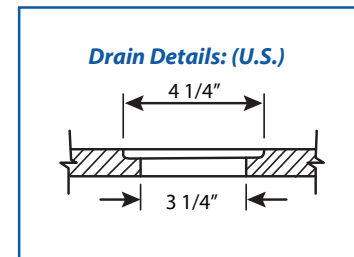
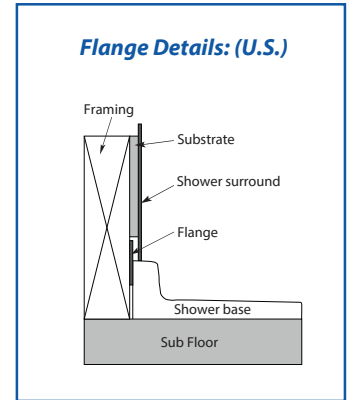
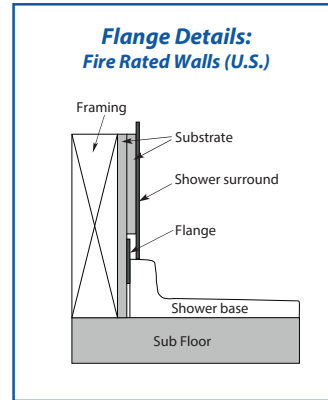
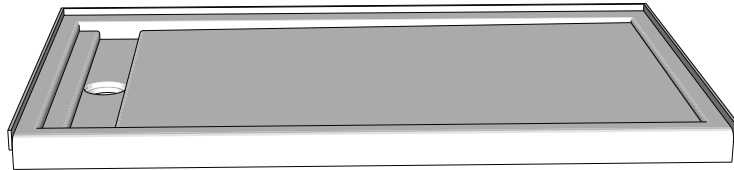
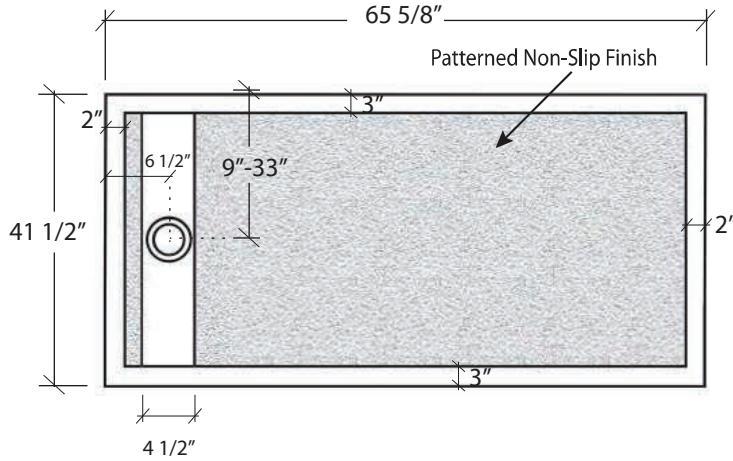
STANDARDS AND RATINGS

- Typical CSI Code: 22 42 23 (Div 22)
- Complies with ANSI Z124 Test
- Complies with ASTM F 462
(Anti-slip test), Our lowest value
read was 0.07, test requires 0.04
- MAS Certified Green

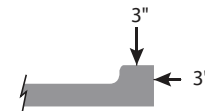
Code compliant when fully equipped and
installed according to guidelines.



Top View





Side View of Curb



FEATURES Dimensional Tolerance $\pm \frac{1}{4}$ ". Dimensions needed for site preparation should be measured from the unit. American Bath Group assumes no responsibility for preparatory work.

Type and Model #	Material	Shower Base	Pieces
Shower Base #SB66x42-6.5TD-xH-LC	Cast Marble	Anti-Slip/Textured Finish	1

SUGGESTED DRAINS

Image	Description
	Solvent Weld type fitting similar to Oatey Part No. 42097
	Compression type "No-Caulk" fitting similar to Oatey Part No. 42099

Drains are not sold by IMI

v.2325